



Kansas Quilters Organization

Vol. 38, No. 1 Spring 2022

Notes from the President

Welcome quilters,

We had a wonderful time in Salina last fall in September 2021. It was so fantastic to see everyone.

Debbie Coddington's workshop was fun and the ones who did Nancy Swanwick's enjoyed hers as well. Be sure to bring your project back for show and tell.

We will meet at Manhattan (Holiday Inn At The Campus 1641 Anderson Avenue) on June 2-3-4, 2022.

Please be prepared to wear a mask. We will go by the rules of the hotel. Keep in mind we are at the highest risk age. I want all of our members to be safe.

We will have a board meeting on Thursday night from 7-9 p.m.

If any guild or person would like to bring something to donate to our goodie bags, please do so. Give them to a board member or bring them early on Thursday so we can put them in our bags. Everyone loves a little gift.

Charlotte Angotti will be our national speaker. Tony Munoz will be our other teacher, and we will have a UFO room.

We picked out two meals we hope you will like and we will have ice water with glasses in all the class rooms for our enjoyment.

On Friday night after classes, we will have a program to honor all the quilters that got us quilting. Enola Gish was a founding member of KQO. Everyone has a story of someone. Bring a quilt or two and share your memories and bring the tissues. We loved our friends that enriched our lives that are no longer here with us.

Also, bring your quilts you made this year to share on Saturday. We have so much talent among us, it is fun to share.

Please bring a friendship star block square for our veterans. They will thank you and it's our little way to thank them.

Do not bring food for class. The hotel will fine us.

I hope God blesses each one of us and we have a safe weekend coming and going home. Everyone enjoy your time with friends.

Joy Schlochtermeyer

Welcome to the Little Apple, KQO June 3 & 4, 2022

I am so very excited to finally get to welcome you all to a Spring KQO meeting again after two years of postponement because of COVID. The board was excited about this meeting when we planned it for 2020 and have patiently waited for a safe time to be able to bring it to you. We hope you are all ready to come join us in a fun, productive meeting in Manhattan, Kansas, June 3rd and 4th, 2022.

We are so fortunate that the presenters that were scheduled for that meeting in 2020 are still available and willing to present this spring of 2022. Back to present again, will be Charlotte Angotti as the national speaker. Many of you may remember Charlotte from the fun time we had with her when she presented in Garden City several years ago. We have had requests to invite her to return to KQO and are delighted that she said yes and has been willing to reschedule with us each time we had to cancel. She has an exciting workshop planned for us. Her workshop "Let Me Surprise You" will be a mystery project that she has planned just for our group. You will not have to shop for anything before you come. Charlotte will bring pre-cut pieces ready to be stitched together into a quilt. The cost of the kit she will provide will be \$100. The upside of this is that you do not have to pick fabrics, patterns, or anything before you get here. Check her class description posted in the newsletter for further information.

Our second presenter is also a favorite of many of us. Our own KQO member, Tony Munoz will again be teaching the "Twisted Bargello" class. Many of us took this class from Tony several years ago and it is still one of my favorite quilts. Check out information on Tony's class in the newsletter.

And again, there will be an UFO room for those of you that have projects that you are currently working on and want some fun fellowship while sewing on them.

We will be meeting at the Holiday Inn at the Campus (on the south side of the street across from the student union), 1614 Anderson Avenue. A block of rooms are reserved there at \$109.95 plus tax a night. Find some friends to share your room and save some of the cost as well as have a good time together.

If you have friends that are not KQO members, this would be a fun meeting to encourage them to join KQO and come sew, laugh, and enjoy getting to meet some new friends. As I said in the beginning, I am so very excited to get to have this meeting and see so many of you again. Please come join us in Manhattan in June and introduce us to a new KQO member that you brought along to join the fun.

2022 KQO Board

(tenure), phone & email list

Beth Coldwater (6), PO Box 35, Chase, KS 67524,
620-680-0324, bcoldwater39@yahoo.com, Text

Joy Schloctermeier (6), 527 SE 80th Avenue, Ellinwood, KS
67526, 620-617-6041, joyandpaul@hbcomm.net, Text

Linda Sobba (6), 116 W. 5th, Ellinwood, KS 67526,
620-786-8516, sobba.linda@gmail.com, Text

Nancy Arnoldy (4), 516 Louisiana, Lawrence, KS 66044,
785-643-7446, nancyarnoldy@gmail.com

Debbie Coddington (4), 1109 W. 13th Terrace, Eudora, KS
66025, 913-568-8126, handdebq@hotmail.com

Beverly Holdren (4), 2826 Kelly Circle, Manhattan, KS
66502, 785-341-6916, beverly28@cox.net

Doris Santee (4), 11103 W. Hollywood St., Wichita, KS
67215, 316-558-8199, dsantee1950@gmail.com

Jean Buchanan (3), 9339 SW 53rd St., Topeka, KS 66610
785-215-4808, jeanbuchanan65@gmail.com

Charlene Calhoon (3), 2901 Colt Dr., Lawrence KS
66049, 785-331-7117, charlenec@sunflower.com

Melinda Axman (3), 1103 Main, Larned, KS 67550
620-285-6840, Alvie21@cox.net

Alice Rush (3), 110 W. 5th St., Ellinwood, KS 67526
620-564-2469, alicerush@hotmail.com

Rose Cantrell (3), 812 Maine St., Lawrence, KS 66044
410-703-2551, rosemcan1204@gmail.com

Kathy Triplett (2), 708 Crestview Dr., Junction City, KS
66441, 785-307-9142, triplady68@gmail.com

Carol Hoogheem (2), PO Box 797, Ogden, KS 66517
785-539-7080, no email

Jennifer Simmons (web), 1908 Harding #3, Garden City,
KS 67486, 620-640-1767, jasimmo@gmail.com

The Web Connection to KQO

Website: www.ksquilter.org

Facebook general:

[https://www.facebook.com/
kansasquiltersorganization/](https://www.facebook.com/kansasquiltersorganization/)

Already a member:

[https://www.facebook.com/
groups/1025298554167337/](https://www.facebook.com/groups/1025298554167337/)

Spring 2022 Manhattan, Kansas June 3 & 4, 2022

Room Reservations at Holiday Inn at the Campus

The KQO meeting will be held at Holiday Inn at the Campus, located at 1641 Anderson Ave., Manhattan. To make reservations with the Kansas Quilters Organization rate call 785-539-7531. The room rate is \$109.95 plus tax per night, for rooms for 1 to 4 people. Remember to mention that you are with KQO. This group of rooms will be held at this price until May 1, 2022.

Items for Goodie Bags

We will pack the bags at the hotel on Thursday, June 2, from 3:00 to 4:00. Any guild or quilt shop having items to be placed in the goodie bags need to bring them to the hotel no later than 3:00 p.m. Thursday, June 2. Any item not received by 3 p.m. Thursday will be given out at the registration table when registering.

Door Prizes

Everyone looks forward to this part of our meeting. Anyone who received a door prize at a previous meeting is requested to bring one to the next meeting they attend. If you don't remember back that far, feel free to bring a gift for this time. Please bring your donation to the Saturday morning meeting.

Opportunity Quilts

Any guild having an opportunity quilt is allowed to bring it to display and gather donations. Each guild is responsible for displaying their quilt and collecting funds. These will be shown at the general meeting on Saturday.

Irons for Classes

We will again set up a large ironing station in each classroom. Depending on the number of electrical circuits available will determine if other irons will be able to be used. We apologize for any inconvenience but want everyone to be able to use their sewing machines without interruption.

Friday Night Activity

We all have been influenced by other quilters. We would like to honor these people by showing some quilts that they have made that have influenced you.

KQO Spring 2022 Schedule

Thursday, June 2, 2022

Registration (Holiday Inn at the Campus) 4-6 p.m.

KQO Board Meeting 7-9 p.m.

Friday, June 3, 2022

Registration (Hilton Garden Inn) 8-9 a.m.

Workshops 9-12 p.m.

Lunch provided 12-1 p.m.

Workshops 1-4 p.m.

Dinner on your own. 4-7:00 p.m.

Quilt Program 7:00 p.m.

Saturday, June 4, 2022

Registration (Holiday Inn at the Campus) 8-9 a.m.

KQO General Meeting,
Lecture by Charlotte
Class "Show and Tell" 9-12 p.m.
Lunch provided 12-1 p.m.

Lecture by Charlotte
"Show and tell" of quilts Maximum of 2 per
person. 1:00p.m – 3:00.

Adjournment

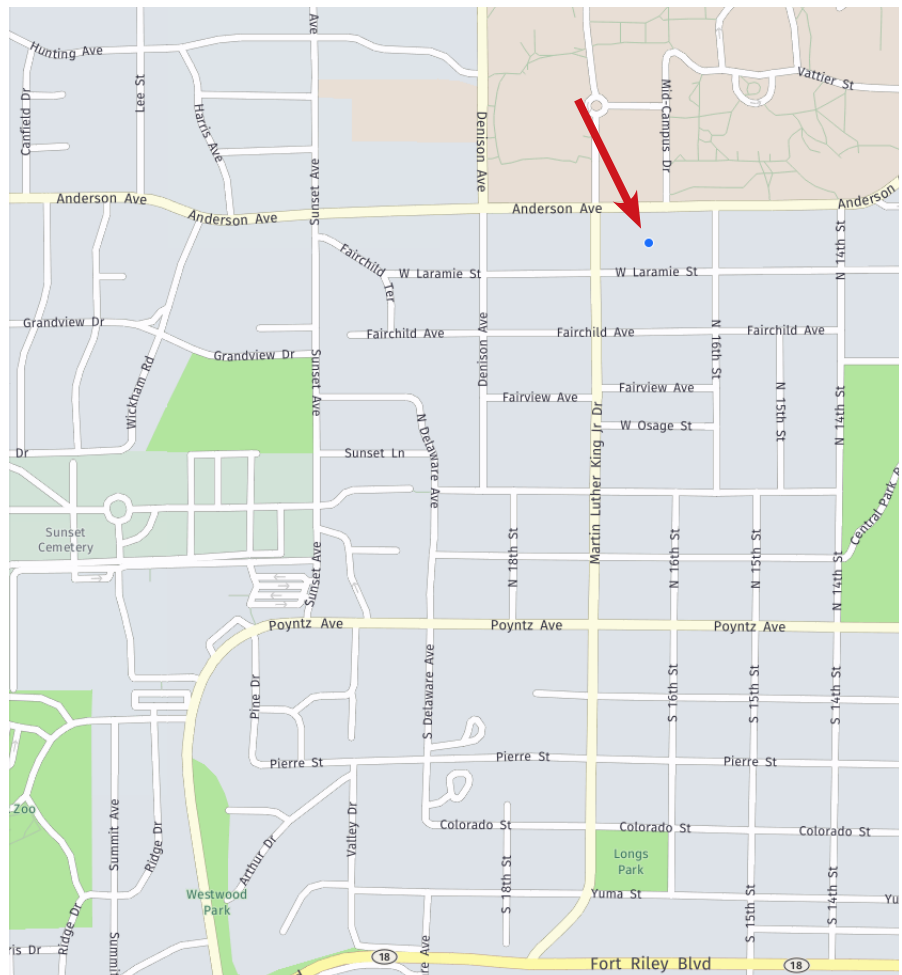
Room Assignments for classes and lectures will
be given at registration.

Holiday Inn at the Campus
1614 Anderson Ave.
Manhattan, KS 66502
1-785-539-7531

The hotel has a block of
rooms held until 5/1/2022
Identify as KQO

KQO Room Rate \$109.95
Per night for 1 - 4 people

Call hotel for reservations



Spring 2022 Featured Speaker—

Charlotte Angotti

While shopping with her mother in 1977, (really, that long ago!), Charlotte wandered into a quilt shop and everything changed from there. Educated in fine arts, speech and drama, she brings a variety of talents to the class and in a most humorous way.

She has been teaching quilt making since 1978 because someone asked Charlotte to teach her. Her first quilt was sold right after making it. She has sold many since. In 1981 Charlotte opened a quilt shop, Quilt Works, in Virginia Beach, VA. She sold the shop in 1999.

She has been teaching nationally/internationally since 1991 and now lives in the Lafayette, LA area, moving there in 2016.

Quilt Maker's Studio was started when Charlotte realized there were a few left-over kits now and then. The 'orphan' kits are sometimes available on the website, but more often offered for sale in other classes as she travels. The kits are so popular it is difficult to get them online before they are sold! The kits are laser cut and go together perfectly. They make sewing a quilt simply as good as it gets.

It has been said many times, if you hear laughter coming from a room, there is a good chance Charlotte is in there. Charlotte is known for humor, her way with color and fabric, her pre-cut kits, and her book,

HYPERLINK "<https://www.quiltmakersstudio.com/pages/shop.html>"

Surprise Yourself!

Charlotte is a fun person to have on a faculty or as a teacher coming to your guild. She believes her hobby is quilting and her job is teaching others to enjoy it as much as she does.



Let Me Surprise You! by Charlotte Angotti

Finally, a class that you know you have brought the right things for! In this fun-filled class, a kit of CUT fabrics is furnished. This is a wonderful group workshop for those that just want to sew and not have any cutting or thinking to do.

This class is the most popular class Charlotte offers. It fills quickly and is a SURPRISE in more ways than one. It is a mystery type class. No one gets any hints and yet those who take the class will want to take another. Each class is a different quilt. Rarely are the kits repeated. All kits in class are the same, there is no choice for the students. This is the type of class that works well at shows, because it lets the students have a great time plus have a successful project. It is also great for guilds where the students know each other and like to talk and don't usually get that chance in other classes.

If you are a group hiring Charlotte, YOU will determine the price of the kit. That can range from \$100 (small) to as much as you want each kit to cost. The size will be determined by the fabric used and how it is cut. If, for example it is a complicated cut, the price is higher just for that part. The higher the price the larger the kit. The fabrics used in the kits are all top quality and with yardage prices being around \$12 per yard and up, the price of the kits reflects this cost.

Supply List

- Seam ripper
- Neutral thread
- Pins
- If sewing machine isn't provided, sewing machine and all that makes it run, new needle and bring extras.
- Iron/ironing surface.
- Kit is required for this class.



Spring 2022 Workshop—

Tony Munoz

Parsons, Kansas is my hometown. I am a retired Elementary Teacher. I taught in the primary level for 32 years. I retired early in 2002. I have been quilting for 41 years. My mama taught all her boys how to sew. I've always found quilts interesting. When my guild, The Quilters' Guild of Parsons, got started in 1981 I joined and started a great journey. I am a charter member of my Guild and of KQO. I lectured on and taught quilting for 32 years and met many new quilting friends. I retired from this in 2016. This is my last quilt class. I hope that you who are taking this class will enjoy it as much as I've enjoyed teaching it. Enjoy!!

Twisted Bargello Quilt

Finished quilt size 41-1/2" x 57-1/2"

SUPPLY LIST

- 1/4 yard each of 20 gradated prints
- 1/4 yard for first border
- 1/3 yard for second border
- 3/4 yard for outer border and binding
- Rotary cutter, mat and ruler
- Sewing machine
- Sewing supplies



Quilt top can probably be completed in class if the following strips are cut and sewn before class.

PRE-CLASS CUTTING INSTRUCTIONS

Before class cut four 1-1/2" strips from each of the 20 prints.

PRE-CLASS SEWING INSTRUCTIONS

Before class sew together into four strip sets in order gradating from #1 (lightest) to #16 (darkest) with strips #17 through #20 gradating back to medium (see sample below). A lot of bargellos are from light to dark, but this one has the last four colors a little lighter than the darkest (#16).



See Page 6 For Pre-Class Cutting, Sewing and Pressing Instructions.

Twisted Bargello Pre-Class Cutting, Sewing and Pressing Instructions

Please have all four sets of strips sewn before workshop time. It takes too much time to sew them during workshop and the participant gets behind in instruction and sewing time. Then, most won't finish the piece if they don't have the sets all done.

You will notice that in my strip sample there is a lavender color! I used red protective glasses to separate my darks, mediums and lights. (I've never done that before) and this one blended into the mediums. It blew my mind too. It does add an accent to the piece.

You will see that the sample is quite straight. I've had participants bring in bowed sets.

I think it's because

- a. people hold their strips a bit too tightly as they put them through the machine, or
- b. they pull on the strips as they come out of the machine, or
- c. the tension may be off on their machines, or
- d. they iron instead of pressing their strips, or
- e. the fabric chosen is too loosely woven, or
- f. a combination of any of the above.

Have them sew slowly and carefully (yes, it'll take forever, I've done it) and hopefully their strips will be straight.

I'm asked which way to press the strips. I press toward the dark.

As the strips we cut in workshop are put together the seams will be butting up to each other as we sew thus pressing to one side works best. I don't recommend pressing the seams open, but if that's what one prefers, go for it. As the pieces come together, I press to the right on the front thereby putting the seams to the left on the back

Golden Oldies! Save the Date!

**Golden Oldies will hold our summer retreat
the last weekend of July, July 29 to 31, this year!
This is a change from the usual weekend due to the availability
of our retreat location. We will meet at the same location,
Webster Conference Center, 2601 N. Ohio, Salina.
More information, including registration forms,
will be distributed at the Spring KQO Meeting in Manhattan.**

Board Meeting

January 29, 2022

Due to the high number of COVID cases, the Board Meeting was held remotely by email. Those participating were:

President, Joy Schloctermeier
Linda Sobba
Nancy Arnoldy
Doris Santee
Charlene Calhoun
Kathy Triplett
Debbie Coddington

Those unable to participate were: Melinda Axman, Jean Buchanan, Rose Cantrell, Beth Coldwater, Beverly Holdren, Carol Hoogheem, Alice Rush.

Spring Meeting

Joy said the Holiday Inn Campus, 1641 Anderson Avenue, Manhattan, KS is ready for us on June 2-3-4. Charlotte Angotti is the planned speaker. She reported that Linda has the big gift for the Goodie Bags and that Beverly has more items. Joy said she thinks she has a speaker for Friday night and we are all to bring an item for show and share made by a friend that is deceased. Tony Munoz will be our second teacher and there will be a UFO room. Rose has enough blocks for two Quilts of Valor and we need to discuss what to do with them.

Debbie attached the contract details. Room rates are \$109.95 and must be reserved by May 5th using the block code KQO, although the code QTR is also listed. Phone number is 785-539-7531. Our original lunch choices were Potato and Salad Bar for Friday and Express Deli Buffet for Saturday, but Linda noted the prices could be different due to the two-year time lag.

Fall Meeting

Joy reported that the Fall meeting is planned for Great Bend in and Laura Piland will be the Speaker. Linda said they have Sept. 30 and Oct. 1 reserved with the Church. The Hotel informa-

tion is not yet confirmed but should be by the Spring Meeting. Based on additional input during the email exchange, the Split Arrows class ended up with the most votes. Nancy moved that we go with Split Arrows for the Friday class, seconded by Linda. Approved by email exchange.

Treasurer's Report

Debbie attached the Treasurer's Report and Final Income and Expense Report for the Fall 2021 meeting in Salina. The Salina meeting had a net loss of \$1,040.37. The checking account has a balance of \$5,947.69 and the CD has \$11,927.78 and will mature on 01-12-23.

Both the state and federal nonprofit reports were paid for a total of \$80 and are not reflected on the report as they were paid by credit card and that bill has not been received.

Debbie said we have already made the \$1,000.00 deposit for the Manhattan meeting and thinks we still owe

\$1,400.00 for the facility plus food and an 18% service charge. We also have 21 window decals left from the Fall Meeting that could be offered for sale at the next meeting. She has not yet received the bill for the decals.

Nancy moved that we accept the Treasurer's Report and it was seconded by Linda.

Report was approved.

Other Business

Nancy noted that she sent board members an obituary for Enola Gish, one of the KQO founders.

Doris said we need to know how many board members need to be replaced at the Fall meeting and suggestions for those positions. An updated deadline list for the newsletter is also needed.

Linda said that Joy will summarize the meeting after setting a deadline of Tuesday morning for final input from the board members. Meeting exchange ended at 3:10 p.m.

Nancy Arnoldy, Secretary

Treasurer's Report

Checking Account 7/26/2021	\$7,242.74
Income (dues and registrations)	\$3,065.00
	10,307.74
Expenses (Newsletter postage,	\$ 88.69
Fall 2021 meeting,	\$4,155.36
Word Press	\$ 96.00
State and Fed tax)	\$ 80.00
	\$4,420.05
Current Checking 3/22/2022	\$5,887.69
15 month small business CD	
1/02/2021	\$11,927.78
Accrual	\$ 17.89
Balance 3/22/2022	\$11,945.67

Block Drawing Make Over

For this meeting, we are going to try something different for our block drawing! This year we are going to ask everyone to still turn in a block, but this time, it is to show our appreciation for our veterans. Using this pattern attached here or one of your own, we ask for 12 ½" finished size blocks using quality, adult-appropriate, 100% cotton, 'quilt-weight' fabrics. Avoid branch-specific prints (Army, Navy, etc) but we please ask that you use red, white, or blue in your blocks to give a general theme to the quilt. These blocks will then be collected and sewn together and donated this time around to the Dodge City Quilts of Valor group. If we choose to do this again for another meeting, we will then choose another Quilts of Valor group in Kansas to donate to. The quilt will be sewn together and donated from us all as a group. Please feel free to turn in more than one block if you choose we would love to see everyone participate. If enough blocks are turned in, we will make as many quilts as we can from the blocks. Let's share our love of quilting with those in Kansas that have given us our freedom! A very big thank you to all those who participate!

Friendship Star Quilt Block Pattern

Pattern by Janet Wickell (<https://www.thesprucecrafts.com/friendship-star-quilt-block-pattern-2821927>)

12" x 12" Friendship Star Cutting Chart

Blue Print for center

- (1) 4-1/2" x 4-1/2" square

Small Scale Red Print for stars

- (2) 4-7/8" x 4-7/8" squares

Light Neutral Print for background

- (4) 4-1/2" x 4-1/2" squares
- (2) 4-7/8" x 4-7/8" squares



Assemble the Friendship Star Quilt Block



For the 12" x 12" Friendship Star Quilt Block

1. Draw a diagonal line, from one corner to the opposite corner, on the reverse side of all light neutral squares.
2. Use the half-squared triangle method to sew a light square to each blue print square of the same

(continued on page 10)

Block Drawing Make Over, continued

- size. When complete, each of the four half-square triangle units should measure 4-1/2" x 4-1/2" for a 12" (finished size) quilt block. Set aside.
3. Make four more half square triangle units by pairing the remaining 4-7/8" x 4-7/8" light squares with the multicolored squares (for the block's corner triangles) of the same size.
 4. Arrange the half square triangle units and the 4-1/2" x 4-1/2" blue print square into three rows. Units made with the blue fabric from the stars, and the multicolor print triangle units are used in block corners. Check to make sure the angles of all patches match the diagram.
 5. Sew the units in each row together. Press seam allowances in the top and bottom rows towards the outer units. Press seam allowances in the center row towards the solid square.
 6. Sew rows together, carefully matching patch edges and seam intersections.
 7. Press. The quilt block should measure 12-1/2" x 12-1/2".

Kansas Quilters Organization



Membership Registration

One year membership in the Kansas Quilters Organization(KQO) runs from January 1 to December 31.

1 year -> \$20.00 3 years -> \$50.00

Name _____ Phone _____

Address _____

City _____ State _____ Zip code _____

E-mail address _____

Previous KQO member? _____

Is any of the above information a change from your previously submitted contact information?

Treasurer Debbie Coddington
1109 W. 13th Terrace
Eudora, KS 66025
913.568.8126
kqonews@gmail.com

Please enclose a self-addressed, stamped envelope for the mailing of your updated membership card.

Make checks payable to Kansas Quilters Organization.

Please copy and give this form to a friend who is not a member of KQO.

SPRING KQO 2022

Spring Meeting Registration Form

June 3rd & 4th – Holiday Inn at the Campus – Manhattan, KS

This form must not be postmarked prior to April 22, 2022. Registration deadline is May 13, 2022. Early-bird registration closes on April 29, 2022. LATE FEE of an additional \$15 will be added after May 13, 2022. All fees are non-refundable. If you are not able to attend, you may transfer your registration to another member, however, it is your responsibility to find your replacement and to collect your fee from them. Don't forget to mention KQO. Please check with the hotel for accessibility needs when you register. Mail Registration Form and Check to: Debbie Coddington, 1109 West 13th Terrace, Eudora, KS 66025. Choose how you want to receive your conformation information:

_____ Email the information to _____ (Do not send in a SASE with registration)

_____ Mail the information to the address below. (Self-Addressed Stamped Envelope included with this form.)

Name _____

Address _____

City/St/Zip _____

Phone _____

Email _____

Please indicate any special accessibility/nutrition needs

MEETING REGISTRATION FEE

Full Registration:

Includes KQO Gift bag, Friday full-day workshop and lunch; Saturday general meeting, lunch, show and tell, and other activities.

_____ @ \$110 = \$ _____

Full Registration with Friday UFO Room:

Includes KQO Gift bag, Friday UFO room usage and lunch; Saturday general meeting, lunch, show and tell, and other activities.

_____ @ \$90 = \$ _____

Saturday Only Registration:

Includes KQO Gift bag, Saturday general meeting, lunch, show and tell, and other activities

_____ @ \$65 = \$ _____

Late Fee (if applicable) (Registration after May 13, 2022)

_____ @ \$15 = \$ _____

TOTAL OF FEES \$ _____

WORKSHOPS

Workshops are held Friday, June 3 from 9 a.m. to 4 p.m. Please note your 1st, 2nd and 3rd workshop choice as classes are filled on a first come first served basis.

_____ Charlotte Angotti – “*Let Me Surprise You*”
The presenter requires her kits for this workshop at \$100 per kit paid to her on June 3.

_____ Tony Munoz – “*Twisted Bargello*”

_____ UFO Area

KQO DUES

Membership must be current to attend meetings. **Current members expiration dates has been extended 2 years because of Covid shut down of planned activities.**

_____ One Year @ \$20 = \$ _____

_____ Three Years @ \$50 = \$ _____

