



Kansas Quilters Organization

Vol. 35, No. 2 Fall 2019

Notes from the President

Welcome quilters:

I hope you enjoyed our time together in Hutchinson as much as I did.

Thank you Junelle Hills and Penny Helderman for inviting us out to Colby as well as teaching a couple of classes for us.

We have a great teacher, Diane Harris, The Stash Bandit, coming in to Colby to teach and share her beautiful work with us. I hope each of us picks a class. The reason for KQO is to learn new techniques. Part of the quilting fun is to make something new and interesting. Also, I realize some projects you just need a lot of chocolate to get through them, or a friend to help you.

If any guild or person would like to bring something to donate to our goodie bags please do so. Give them to a board member or bring them early on Thursday so we can put them in our bags. Everyone loves a little gift.

We picked out two meals we hope you will like and we will have ice water with glasses in all the class rooms for our enjoyment.

We will have a board meeting on Thursday night from 7-9 pm.

We will have a shop hop on Friday night for all members after the classes that we know you will love.

KQO is your organization. We will need 5 new board members this year. Please consider carefully if you are asked to serve or just volunteer. Keep in mind, as much as you put into anything, you get that much out or more.

Please bring a friendship star block square for our veterans. They will thank you and it's our little way to thank them. They are so greatly appreciated.

I hope God blesses each one of us and we have a safe weekend coming and going home. Everyone enjoy your time with friends.

Joy Schlochtermeier

'PARTY' On The Prairie

We are so excited to be heading west to Colby again for the September gathering of KQO. Since this is the 35th Anniversary of the founding of KQO, we want to make this a special gathering for everyone.

Our meetings and workshops will be held at the Comfort Inn Hotel, 2225 S. Range Ave, in Colby, Kansas. Phone 785-462-3833. Hotel rooms are available for \$90. Be sure to identify yourself with KQO. The hotel serves a complimentary breakfast. All meeting and sewing rooms are located at the Comfort Inn Hotel.

We are welcoming Diane Harris as our National Speaker and presenter. Diane was editor for *Quiltmaker* magazine for 11 years. We are excited that she can join us for this meeting. Her workshop on Friday is "Two-fer Tango", then on Saturday she will be presenting two lectures, "Making Extraordinary Scrap Quilts" and "Jingle Bells: Christmas Trunk Show".

We have two regional teachers presenting workshops on Friday also. Junelle Hills will be teaching "Luminous" a star quilt using Ombre fabric and Penny Helderman will be teaching the "Pennsylvania Star". You will find detailed information about each of these workshops in this newsletter.

The UFO area is very limited for this weekend. If you choose to do UFO projects, hand projects are recommended. There is limited teaching space so the UFO work will have to be done in the hotel lobby. There is a possibility of getting into the breakfast area around noonish.

Remember, signing up for one of the three workshops does not mean that you have to make a large quilt. Come join in the fun of learning the technique and make a table mat, table runner or a small wall quilt. Any of these would make great Christmas gifts for someone.

An evening of shopping in three local area quilt shops will wrap up our Friday. They have planned some specials for this mini-shop-hop.

Saturday will be our general meeting, door prizes, class show and tell, general show and tell of your quilts along with our two lectures by Diane. We are also planning a special recognition for long-time members and a celebration of the "35 years" of our organization. So, clear your calendars, call your quilting friends, and plan a trip to Colby. We look forward to seeing you there

2019 KQO Board

As of 1/25/19

(tenure), phone & email list

Nancy Arnoldy (1), 516 Louisana, Lawrence, KS
66044, 785-643-7446, nancyarnoldy@gmail.com, T

Bernice Bounds (4), 413 W. Lincoln, Lyons, KS 67554,
620-680-1518, bwelchbounds@yahoo.com, T

Debbie Coddington (1), 1109 W. 13th Terrace, Eudora,
KS 66025, 913-568-8126, handdebq@hotmail.com

Beth Coldwater (3), PO Box 35, Chase, KS 67524,
620-680-0324, bcoldwater39@yahoo.com, T

Beverly Holdren (1), 2826 Kelly Circle, Manhattan, KS
66502, 785-341-6916, beverly28@cox.net, T

Sharon Hughes (1), 314 Indian Mound Lane, Manhat-
tan, KS 66502, 785-539-6559, bdhskh@cox.net, T

Mary Johnson (5), 1008 Summerlon Way, Dodge City,
KS 67801, 316-308-2230, omco1356@yahoo.com, T

Jillann Mahoney-Dawdy (3), 3743 Sunset Dr., Grantville,
KS 66429, 785-817-5042, no internet

Rachel Moreland (2), 847 Mission Avenue, Manhattan,
KS 66502, 785-313-4227, moreland@ksu.edu

Joy Schlochtermeyer (3), 527 SE 80th Avenue, Ellinwood,
KS 67526, 620-617-6041, joyandpaul@hbcomm.net

Karen Scott (3), 1518 Berkeley Rd., Emporia, KS 66801,
620-481-9571, karenscott51@gmail.com, T

Betty Simmons (6), 9115 N. Little Lowe Rd., Holcomb,
KS 67851, 620-277-2639, mbcrafts@yahoo.com, T

Jennifer Simmons (6), Garden City, KS 67846, 620-640-
1767, jasimmo@gmail.com, T

Linda Sobba (3), 116 W. 5th, Ellinwood, KS 67526,
620-786-8516, sobba.linda@gmail.com, T

Doris Santee (1), 11103 W. Hollywood St., Wichita, KS
67215, 316-558-8199, dsantee1950@gmail.com, T

The Web Connection to KQO

Website: www.ksquilter.org

Facebook general:

[https://www.facebook.com/
kansasquiltersorganization/](https://www.facebook.com/kansasquiltersorganization/)

Already a member:

[https://www.facebook.com/
groups/1025298554167337/](https://www.facebook.com/groups/1025298554167337/)

Party on the Prairie In Colby

Sept. 26 - 28, 2019

Room Reservations at Comfort Inn Hotel

The KQO meeting will be held at Comfort Inn Hotel, located at 2225 S. Range Ave., in Colby. To make reservations with the Kansas Quilters Organization rate call 785-462-3833. The room rate is \$90 per night, breakfast included. Remember to mention that you are with KQO.

Items for Goodie Bags

We will pack the bags at the hotel on Thursday, September 26th from 3:00 to 4:00. Any guild or quilt shop having items to be placed in the goodie bags need to bring them to the hotel no later than 3:00 p.m. Thursday, September 26th. Any item not received by 3p.m. Thursday will be given out at the registration table when registering.

Door Prizes

Everyone looks forward to this part of our meeting. Anyone who received a door prize at a previous meeting is requested to bring one to the next meeting they attend. Please bring your donation to the Saturday morning meeting.

Opportunity Quilts

Any guild having an opportunity quilt is allowed to bring it to display and gather donations. Each guild is responsible for displaying their quilt and collecting funds. These will be shown at the general meeting on Saturday.

Irons for Classes

We will again set up a large ironing station in each classroom. Depending on the number of electrical circuits available will determine if other irons will be able to be used. We apologize for any inconvenience but want everyone to be able to use their sewing machines without interruption.



KQO Fall 2019 Schedule

Thursday, September 26, 2019

Registration (Comfort Inn Hotel) 4-6 p.m.
 KQO Board Meeting 7-9 p.m.

Friday, September 27, 2019

Complimentary Breakfast at hotel 7-9 a.m.
 Registration (Comfort Inn Hotel) 8-9 a.m.
 Workshops 9-12 p.m.
 Lunch provided 12-1 p.m.
 Workshops 1-4 p.m.
 Dinner on your own/shopping at local quilt shops. 4-8:00 p.m.
 Colby Sew n Vac – Colby
 Quilt Cabin – Colby
 Smoky River Quilt Shoppe – Oakley

Saturday, September 28, 2019

Complimentary Breakfast at hotel 7-9 a.m.
 Registration (Comfort Inn Hotel) 8-9 a.m.
 KQO General Meeting, Class Show and Tell, Diane Harris Lecture, “Make Extraordinary Scrap Quilts” 9-12 p.m.
 Lunch and 35th Anniversary Party 12-1 p.m.
 Diane Harris Lecture, “Jingle Bells: Christmas Trunk Show” 1-2:30p.m.
 Adjournment

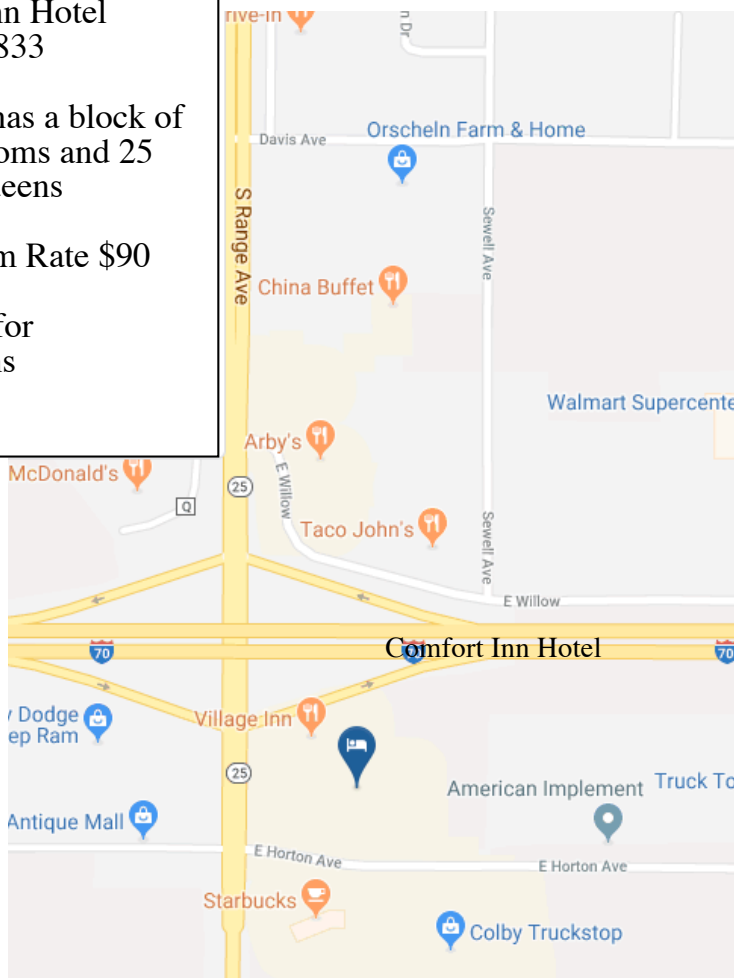
Room Assignments for classes and lectures will be given at registration.

Comfort Inn Hotel
 785-462-3833

The hotel has a block of
 5 King Rooms and 25
 Double Queens

KQO Room Rate \$90

Call hotel for
 reservations



Fall 2019 Featured Speaker—



Diane Harris

I'm Diane Harris—a quilter who loves everything about the process and enjoys sharing it with others. I've been sewing for almost 50 years and quilting for three decades. I can't imagine ever running out of ideas.

For 11 years, I was an editor for *Quiltmaker* magazine where I wrote patterns, product reviews and how-to articles. My quilt designs can still be seen regularly in the pages of *Quiltmaker*, *McCall's Quilting* and *Quick Quilts*.



Two-fer Tango





Two-fer Tango Scrap Quilt Guidelines and Supply List

1. We will start out with enough fabric for a throw-size Two-fer Tango quilt at 58" x 76". If you decide you'd like to make it bigger or smaller once you learn the technique, you can.
2. Choose a color theme for your quilt. It can be one, two or three colors, or it can be a theme like Christmas or autumn.

Bring 50 10" squares of fabrics that fit into your theme. These should be mediums and darks. You can have 50 different fabrics, or as few as 10 fabrics. You'll like it better if you have more fabrics!

Select all different kinds within your color scheme: florals, geometrics, plaids, stripes, whatever. Bring as much variety as you can. Dig into your scrap bags, leftovers, and uglies. If you're unsure about something, bring it along and I will help you! See ***Option 1*** below for another possibility.

3. Choose one light neutral print to contrast with the fabrics above such as white, cream, tan or light gray. If you're confident in fabric selection, it could be a light color like soft blue or pink. Bring 2-3/4" yards of this fabric. See ***Option 2*** below for another possibility.

Pre-cut your neutral into 96 squares, 5-1/2" x 5-1/2".

4. Since this is a "two-fer" design, you'll have enough bonus units to make a nice baby quilt or to start another project which can be something completely different from this one.
5. ***Option 1***: Choose medium and light fabrics for your color theme instead. Then use a dark neutral for #3 such as charcoal, navy or black.
6. ***Option 2***: To make your neutral scrappy, choose many fabrics with the same value (darkness or lightness) to total about 3 yards. For example, you could bring 12 fat quarters in cream-colored prints that all read about the same. Or bring all your navy blue scraps (big enough to get a 5-1/2" square) to total about 3 yards.
7. Sewing machine in tip-top working order and its manual, all-purpose presser foot.
8. Basic sewing supplies: fabric shears, scissors, pins, neutral thread, extension cord.
9. Basic cutting supplies: mat, ruler, rotary cutter. One ruler should be at least 15" long.
10. Marking supplies: Removable marker pen and a mechanical pencil.

We'll have a great day of fun and learning! Questions? Call Diane, 402 756 1541.

Junelle Hills



Sewing has always been a part of my life! I made my first (of many!) garments in 1968, my first curtain in 1985, my first quilt in 1989, and the rest is history.

Hello, my name is Junelle Hills. I was born and raised in Northwest Kansas, and I am still here! I have been sewing since the third grade. Sewing most of my clothing gave me many hours of machine time. After graduating high school in Oakley, I moved to Colby, working for Kansas State University for eight years. After figuring out my body was not built to throw bales and 60# feed sacks any more I started my own custom tailoring business. It was a rewarding, but challenging experience. Later I went to work at the local fabric store (Joyce's Fabrics). It was

the most rewarding experience and lead to other opportunities.

In 1988, I opened The Interior Connection, a custom window treatment store. The fabric store (Joyce's Fabrics) sold draperies at the time, but they were eager to relinquish that part of the business, offering many of their supplies and resources to me. In 1989, I took my first quilt class, making a Trip Around the World Quilt. In 1990, I opened a second store 60 miles away. That about did me in... so I closed the second store and happily operated out of a small space on the west edge of town for 14 years. In January 2002, the fabric store owner

asked me if I'd like to purchase the business. In February, the deal was signed and the Interior Connection and Quilt Cabin venture was underway! We moved both businesses under one roof and had the cutest little curtain and quilt store. We outgrew the new space and moved again in six months to our current location, right north of I-70. It was a new set of responsibilities, more staff, retail, a newsletter, sewing machine sales, teaching classes, giving presentations, and taking classes.

I recently lost my farmer/rancher husband, Doug, after 33 years of marriage. I have two step-children and three grandchildren. In my free time, I love to sew, travel, fish, hunt, and golf.

Supply List:

- Machine in good working order
- Cutting Mat, Ruler with 45-degree markings and cutter.
- Matching thread
- Pins

Luminous
by Tiffany Hayes
Finished size 48" x 56"
Fabric Featured in this quilt is **Gelato Ombré** by Maywood Studio
Machine Quilted by Shannon Schlosser of Sew You Like It

Fabric Requirements

Ombré Fabric (includes Binding) EESGEL11216-QV 1 1/2 yards	Background Fabric White 2 yards	Backing Fabric 3 1/4 yards
--	--	--------------------------------------

Suggested Tools

The 60° Triangle Tool and the 60° Equilateral Triangle paper templates are provided with this pattern. Acrylic Tools are available for purchase at: NeedleInAHayesStack.biz

NH1822



Fall 2019 Workshop—

Penny Helderman

I have been quilting for over 36 years. We didn't even have rotary cutters and mats when I first started. We used cardboard for patterns and scissors.

I was very prolific for the first 20 some years. I have really slowed down and have started making bags and doing some machine embroidery.

I live in Kanorado, Kansas, with my husband of 46 years. We have two kids, Monta McCauley, of Greely, Colorado, with two kids and a great grandson; and Blake, of Goodland, Kansas, and his two kids.

I work for the Kansas Highway Patrol and have been there for 39 years. I am one of the DOT officers that the truck drivers don't like.

I have taught class on and off for years. I have taught in Colorado Springs, Hays, Goodland and Colby.

Pennsylvania Star

Taught By: Penny Helderman

Pennsylvania Star is a beautiful two-color star.



PARTY ON THE PRAIRIE

KQO 35th Anniversary

Charter Members 2019

Our group was formed in October, 1984. I can still remember being told we could pay in our membership and it would be "seed money" to get the group started. The first membership was from October 84 through December 85. There are 276 names in the card box of members who joined at that time. There are now 2270 names in the card box, some members for just one year, many members for many years. We will award 14 20-year pins at the Fall 2019 meeting, totaling 72 since we started giving pins in 2004. We have six members who are 35-year members this fall, holding continuous charter membership. They are:

Lois Gaug, Harper

LaRue Neust, South Hutchinson

Jean Hamilton, Salina

Nancy Swanwick, Fort Scott

Antonio Munoz, Parsons

Pat Walters, Salina

General Meeting Minutes

June 1, 2019 | Hutchinson, Kansas

The meeting was called to order by President Joy Schloctermeier at the Atrium Hotel. New Board Members were asked to stand for introduction. Joy asked for a moment of recognition for recent losses of KQO members and spouses: Nancy Swanwick's husband, Daryl; member Connie Shea; member Kathleen Ronnebaum; and Pat Schremmer's husband, Gerald.

The minutes from the Fall 2018 General Meeting as printed in the newsletter were approved.

Treasurer Debbie Coddington reported a current CD balance of \$11,768.82 and a checking account balance of \$13,697.04. She encouraged members to invite friends and former members to the Fall Meeting to help increase our membership. Debbie will be emailing an updated membership list that will include membership dates if possible.

Joy introduced Jennifer Simmons, KQO webmaster, and handed out copies of updates to the website and the information it makes available. Jennifer asked members to e-mail her with any suggestions, changes, or updates and also explained the two Facebook pages for members and non-members.

The Early Bird Drawing was won by Melinda Axman. Mary Johnson gave directions on using the spray bottles in the goody bags.

Karen Scott handed out printed ballots for Bylaw Amendments. She explained the suggested changes and the need for them, mostly due to a reduction in membership and aging of members and to reflect current practices regarding the number of directors, the size of a quorum,

the three-year waiting period between terms, number of nominating committees, and distribution of the newsletter. Pam Calhoun offered that she felt the three-year waiting period was important to give members a break between terms prompting more discussion on the waiting period. Nancy Swanwick offered thanks to Karen and Rachel Moreland for their work on the proposed amendments as ballots were collected.

Joy explained the changes to our Block Exchange to making blocks for Blocks of Valor. Jennifer Simmons reported that there were enough blocks turned in to make 3 quilts for the Southwest Kansas Garden City group. Photos of the participants and blocks were taken. Jennifer explained that they have 109 people on their waiting list for Quilts of Valor and how touching the presentation of quilts are to the veterans and their families. Mary Johnson volunteered to be in charge of the QOV for the Fall Meeting with the same "Friendship Star" block. It was suggested we continue to use this block for future meetings. Jennifer showed a current QOV quilt that she will post on the website and Mary shared two QOV tops she pieced in the UFO room.

Jeannine Bryan reported on the upcoming Golden Oldies retreat at the Webster Conference Center in Salina for July 19-21, 2019. All past and current board members are welcome and encouraged to attend. Jeannine said she found an old scrapbook for Golden Oldies that she will share at this year's gathering.

Results of the ballots were presented after tabulation by Betty

Simmons and Gwen Rankin. All five amendments were passed by a majority. The final tally will be kept in the minutes.

Nancy Swanwick announced that October 2019 marks the 35th anniversary of KQO. Door prize drawings were held followed by a short break.

The meeting resumed with presentations from the Friday Workshops, "Starburst" with Jenifer Dick, and "Mini-Hexified Panels" with Liz Granberg-Jerome. Attendees posed with their projects and teachers for photos.

(continued on page 12)

Treasurer's Report Post Fall Retreat Through 7/18/2019

Spring Meeting	
Total Income	\$4,787.00
Total Expense	\$3,806.81
Checking Account	
3/15/2019	\$9,663.53
Expenses	\$4,066.81
Income	
(dues & reg.)	\$4,927.00
Balance	
(7/18/2019)	\$10,423.72
15 Month Small Business CD	
3/15/2019	\$11,768.82
Accrual (7/1/2019)	\$ 186.62
Balance	\$11,955.44
Total funds in checking and CD	\$22,379.16

Block Drawing Make Over

For this meeting, we are going to try something different for our block drawing! This year we are going to ask everyone to still turn in a block, but this time, it is to show our appreciation for our veterans. Using this pattern attached here or one of your own, we ask for 12 ½" finished size blocks using quality, adult-appropriate, 100% cotton, 'quilt-weight' fabrics. Avoid branch-specific prints (Army, Navy, etc) but we please ask that you use red, white, or blue in your blocks to give a general theme to the quilt. These blocks will then be collected and sewn together and donated this time around to the Dodge City Quilts of Valor group. If we choose to do this again for another meeting, we will then choose another Quilts of Valor group in Kansas to donate to. The quilt will be sewn together and donated from us all as a group. Please feel free to turn in more than one block if you choose we would love to see everyone participate. If enough blocks are turned in, we will make as many quilts as we can from the blocks. Let's share our love of quilting with those in Kansas that have given us our freedom! A very big thank you to all those who participate!

Friendship Star Quilt Block Pattern

Pattern by Janet Wickell (<https://www.thesprucecrafts.com/friendship-star-quilt-block-pattern-2821927>)

12" x 12" Friendship Star Cutting Chart

Blue Print for center

- (1) 4-1/2" x 4-1/2" square

Small Scale Red Print for stars

- (2) 4-7/8" x 4-7/8" squares

Light Neutral Print for background

- (4) 4-1/2" x 4-1/2" squares
- (2) 4-7/8" x 4-7/8" squares



Assemble the Friendship Star Quilt Block



For the 12" x 12" Friendship Star Quilt Block

1. Draw a diagonal line, from one corner to the opposite corner, on the reverse side of all light neutral squares.
2. Use the half-squared triangle method to sew a light square to each blue print square of the same

Block Drawing Make Over, continued

- size. When complete, each of the four half-square triangle units should measure 4-1/2" x 4-1/2" for a 12" (finished size) quilt block. Set aside.
3. Make four more half square triangle units by pairing the remaining 4-7/8" x 4-7/8" light squares with the multicolored squares (for the block's corner triangles) of the same size.
 4. Arrange the half square triangle units and the 4-1/2" x 4-1/2" blue print square into three rows. Units made with the blue fabric from the stars, and the multicolor print triangle units are used in block corners. Check to make sure the angles of all patches match the diagram.
 5. Sew the units in each row together. Press seam allowances in the top and bottom rows towards the outer units. Press seam allowances in the center row towards the solid square.
 6. Sew rows together, carefully matching patch edges and seam intersections.
 7. Press. The quilt block should measure 12-1/2" x 12-1/2".

Kansas Quilters Organization



Membership Registration

One year membership in the Kansas Quilters Organization(KQO) runs from January 1 to December 31.

1 year -> \$20.00 3 years -> \$50.00

Name _____ Phone _____

Address _____

City _____ State _____ Zip code _____

E-mail address _____

Previous KQO member? _____

Is any of the above information a change from your previously submitted contact information?

Treasurer Debbie Coddington
1109 W. 13th Terrace
Eudora, KS 66025
913.568.8126
kqonews@gmail.com

Please enclose a self-addressed, stamped envelope for the mailing of your updated membership card.

Make checks payable to Kansas Quilters Organization.

Please copy and give this form to a friend who is not a member of KQO.

“PARTY ON THE PRAIRIE”

KQO 2019 Fall Meeting Registration Form

September 27-28, 2019 – Comfort Inn Hotel, 2225 S. Range Ave., Colby, KS

This form must not be postmarked prior to August 16, 2019. Final registration deadline is September 6, 2019. Early-bird registration closes on August 23, 2019. LATE FEE of an additional \$15 will be added after September 6, 2019.

All fees are non-refundable. If you are not able to attend, you may transfer your registration to another member, however it is your responsibility to find your replacement and to collect your fee from them.

Don't forget to mention KQO. Please check with the hotel for accessibility needs when you register.
 Mail Registration Form and Check to: Debbie Coddington, 1109 West 13th Terrace, Eudora, KS 66025.
 Choose how you want to receive your confirmation information:

_____ Email the information to _____ (Do not send in a SASE with registration)

_____ Mail the information to the address below. (Self-Addressed Stamped Envelope included with this form.)

Name _____
 Address _____
 City/St/Zip _____
 Phone _____
 Email _____
 Please indicate any special accessibility/nutrition needs

MEETING REGISTRATION FEE

Full Registration:

Includes KQO Gift bag, Friday full-day workshop and lunch; Saturday general meeting, lunch, show and tell, lecture by Diane Harris.

_____ @ \$100 = \$ _____

Full Registration with Friday UFO Room:

Includes KQO Gift bag, Friday UFO room usage and lunch; Saturday general meeting, lunch, show and tell, lecture by Dianne Harris.

_____ @ \$80 = \$ _____

Saturday Only Registration:

Includes KQO Gift bag, Saturday general meeting, lunch, show and tell, lectures

_____ @ \$55 = \$ _____

Late Fee (if applicable) (Registration after September 6, 2019)

_____ @ \$15 = \$ _____

TOTAL OF FEES \$ _____

WORKSHOPS

Workshops are held Friday, September 27 from 9 a.m. to 4 p.m. Please note your 1st, 2nd and 3rd workshop choice as classes are filled on a first come first served basis.

_____ Diane Harris – “Two-fer-Tango”

_____ Junelle Hills – “Luminous”

_____ Penny Helderman – “Pennsylvania Star”

_____ UFO Area -- Hand projects would be best. Sewing in Hotel Lobby with a chance to work in the breakfast area around noon through the afternoon.

KQO DUES

Membership must be current to attend meetings.

_____ One Year @ \$20 = \$ _____

_____ Three Years @ \$50 = \$ _____

General Meeting Minutes

(continued from page 8)

Junelle Hills presented the events for the Fall Meeting in Colby, "Party on the Prairie".

The meeting will be at the Comfort Inn the last weekend in September on the 27th and 28th. There are 30 rooms reserved at \$90 (785-462-3833) and they now have an elevator. There will be hot meals for lunches, a taco bar and potato bar. The three area quilt shops, Smoky River Quilt Shoppe in Oakley plus Colby Sew and Vac and Quilt Cabin in Colby will offer a sale from 4-8 p.m. on Friday evening with discounts and end-of-bolt sale. The national teacher is Diane Harris, the "Stash Bandit", who specializes in scrap quilts. The regional classes taught by Junelle and Penny Helderman will be Pennsylvania Star and Luminous.

Joy explained that there are three classrooms available in Colby so there will not be a UFO room but hand stitchers are welcome to use the Lobby. Junelle offered to bring in a machine for those who can't travel with a sewing

machine.

Jenifer Dick gave her morning lecture on "Quilts as a Perfect Existential Thing", followed by Show and Tell by members and a break for lunch.

The meeting resumed after lunch with a few more door prizes and Jenifer's lecture and trunk show full of inspiration, tips and hints in "25 Quilts, 25 Years".

Joy adjourned the meeting after a wish to "see you all in Colby!"

Nancy Arnoldy, Secretary

