



## Muñoz Memo...

Hello kids,

Here we go again. Are you ready for Dodge City? Read your Newsletter carefully to see what all is going on.

Mary Johnson and her committee have been working diligently at getting things ready for you. We'll be at the Dodge City Community College. All buildings we're involved with are close to parking areas and are handicap accessible. The only thing different with the location is that the college cannot provide meals. The Board decided to give everyone an hour and a half for lunch on their own. Mary J. is supplying directions to all eateries that are close to campus.

Dodge was my stomping grounds some years back and, although it's changed some since, the main roads are easy to get around. Dodge is hilly - yes, Kansas has hilly places, but is easily drivable.

The weekend schedule is looking good. The classes look most interesting. Mary J.'s group worked hard to find good teachers from the area. Consider supporting them all. Remember, those that have won a door prize at a previous meeting are to bring a nice one for the weekend unless they've already done so at another previous meeting. I noted in the surveys from Topeka that some members were not pleased that they did not win a door prize. Although it's happened . . . a couple of times, not everyone is to win one. That was not the original plan. AND if there seems to be too many door prizes to get through, the committee does make some nice groupings. Your door prize does get on the table to be given away. Some noted that the meetings are taking too long to get through. We've looked at that and, no matter what we plan, people want to enjoy their weekend and don't want to rush through things. If you feel that you need to get on the road, we won't be offended if you must leave a bit earlier.

We will be voting on a new Board member as we were short one in Topeka and somehow it was missed. I, again, want to thank those Board members who left and the new ones who've joined the board in Topeka. It is a great deal of work. All help is greatly appreciated.

(continued on page 6)

## WELCOME TO DODGE CITY

Come west and enjoy some western hospitality in historic Dodge City come June 3rd and 4th. Registration will begin on Thursday night from 4:00 to 9:00 p.m. and will be held at the Best Western North Edge Inn, 404 West Frontview, Dodge City, Kansas. Their phone number is 620-371-6441. There will be also a hospitality room available between 5:00 and 8:00 p.m., Thursday evening, that will be located at the Best Western North Edge Inn.

If you are not going to make it on Thursday night, we will see you for registration at the Dodge City Community College Little Theater from 8:00 until 9:00 a.m., Friday morning on the DC3 campus. All are invited to visit "Miss Kitty's Quilters" Thursday evening at 8:00 p.m. The program will be given by Betty Jantz from Quilted Crow.

Dodge City is not only the home of the world famous Boot Hill Museum, the Trail of Fame Walking Tour, the Kansas Teachers Hall of Fame, the Home of Stone and the Gunfighters Wax Museum, but also the Dodge City Days Rodeo in July and August. The Dodge City Round-up Rodeo is the only Professional Rodeo Cowboys Association (PRCA) Wrangler Million Dollar Tour Rodeo held in the state of Kansas, and has the richest contestant payout. You can also go just five miles east of town to Old Fort Dodge and the Fort Dodge Cemetery dating back to 1865. Just on the west side of town is the Boot Hill Casino & Resort and the Wild West Heritage Buffalo & Longhorn Exhibit, just in case you want something to do that is a little more modern.

## Fellowship Notes

This fall we will be having a Fellowship class on Sunday October 9. The class will be taught by our featured speaker, Kelly Ashton. She will be teaching a table runner designed especially for this class.

# 2016 KQO Board

(tenure), phone & email list

**Christina Bloom** (5) 232 W. 9th, Junction City, KS 66441  
785-761-7711, Christina\_1968@cox.net, T

**Bernice Bounds** (1) 413 W. Lincoln, Lyons, KS 67554  
620-257-3561h, 620-680-1518c, bwelchbounds@yahoo.com, T

**Charlene Calhoon** (5) 2901 Colt Dr., Lawrence, KS 66049  
785-841-2299, charlenec@sunflower.com, No T

**Rosemary Cantrell** (1), 812 Main Street, Lawrence, KS 66044  
410-703-2551, rosemcan1204@gmail.com, T

**Ann Domsch** (6) 4024 Lindsey Dr., Manhattan, KS 66502  
785-565-1590, adomsch@ksu.edu, T

**Grace Evans** (repl2ndyear) 1635 Avenue Y, Geneseo, KS  
67440 620-824-6031, glocknblock@hometelco.net, No T

**Delia Harder** (4) 3003 S. Broadacres Rd., Hutchinson, KS  
67501; 620-960-4380, T

**Penny Helderman** (6) 111 Locust Ave., Box 105, Kanorado,  
KS 67741; 719-343-5223, pennyhelderman@yahoo.com, T

**Joyce Hicks** (4) 24 S. Ardmore, Hutchinson, KS 67501  
620-960-2772, nanabear4199@yahoo.com, T

**Mary Johnson** (2) PO Box 1356, Dodge City, KS 67801  
316-308-2230, omoco1356@yahoo.com, T

**Sally Kreger** (3) 27497 NW O Rd., Jetmore, KS 67854  
620-393-5116, sallykreger@hotmail.com, T

**Jillann Mahoney-Dawdy** (1) 3743 Sunset Dr., Grantville,  
KS 66429, 785-817-5042, T

**Tony Munoz** (3) 1328 Grand Ave., Parsons, KS 67357  
620-421-0886, mr\_em48@hotmail.com, T

**Diane Okeson** (1) 605 E. 34th Ave. Winfield, KS 67156,  
620-229-3944, dokeson@cox.net, T

**Mary Pacey** (6) 1952 E. Sleepy Hollow Dr., Olathe, KS  
66062; 913-940-1368, qstitcher@hotmail.com, T

**Sue Roy** (4) 521 N. Walnut, Newkirk, OK 74647  
580-362-3860, Sue.roy.0615@sbcglobal.net, No T

**Jennifer Stevens** (rep 3yr) 505 David Ave., Holcomb, KS  
67851, 620-640-1767, jasimmo@gmail.com, T

**Dorothy Stevenson** (4) 627 SW MacVicar, Topeka, KS  
66606; 785-233-2674, katzenquiltz@cox.net, No T

**Kathy Triplett** (5) 708 Crestview Dr., Junction City, KS  
66441; 785-238-3218 kjtriplett@embarqmail.com, No T

**Raylene West** (1) PO Box 996, Dighton, KS 67839 620-  
397-5769, jmkrwest@gmail.com, T

# Get the Heck Into Dodge!

June 2-4, 2016

## Room Reservations At Best Western North Edge Inn

Rooms have been reserved for those from out of town (in town if you want) at the Best Western North Edge Inn. Call 620-371-6441 and mention KQO to reserve your room today for the special rate.

## Items for Goodie Bags

Any guild or quilt shop is welcome to bring items for the goodie bags. These items need to be delivered to Mary Johnson (PO Box 1356, Dodge City, KS 67801) before May 25 OR brought to the hotel lobby by 4 p.m., Thursday, June 2. Any items not received by 4 p.m. will need to be handed out at the Friday morning, Friday evening or Saturday morning registration table.

## Door Prizes

Everyone looks forward to this part of our meeting. Anyone who received a door prize at a previous meeting is requested to bring one back to the next meeting they attend. Please bring only one item or bundle that you yourself would love to win.

## Opportunity Quilts

Any guild having an opportunity quilt is allowed to bring it to display and gather donations. Each guild is responsible for displaying their quilt and selling tickets. These will be displayed on Saturday in the Little Theater.

# New Members' Email Notes

When a new member sends in dues, a paper is sent to them with some instructions how to be sure that their computer receives the newsletters and any special announcements. In the instructions, the new members are asked to send a note to [kqonews@gmail.com](mailto:kqonews@gmail.com) so that their computer will recognize it when newsletters are sent out. Unfortunately, very few new members take the time to do this and the newsletter may end up in the spam/junk mailbox. Some computers do not show that new items are in this category, but the newsletter shows accepted on the sender end. By sending an earlier email, we are assured that your computer will accept the newsletter easily. Thank you for your support in making sure that all emailed newsletters reach members.

# 2016 Spring Meeting Schedule

## Thursday, June 2

4:00-9:00p.m. Registration  
Best Western North Edge Inn, 404 West Frontview

## Friday, June 3

7:00-8:30a.m. Breakfast  
Hotel – For Hotel guests  
8:00-9:00a.m. Registration  
DC3 campus Math-Science Bldg.  
9:00-4:00 Workshops, DC3 campus  
11:30-1:00 Lunch, On your own  
4:00-8:00p.m. Shopping  
Shopping with vendors at Little Theater DC3  
4:30 -7:30p.m. Board Meeting  
DC3 campus Math-Science  
7:00-8:00p.m. Registration  
DC3 campus Little Theater

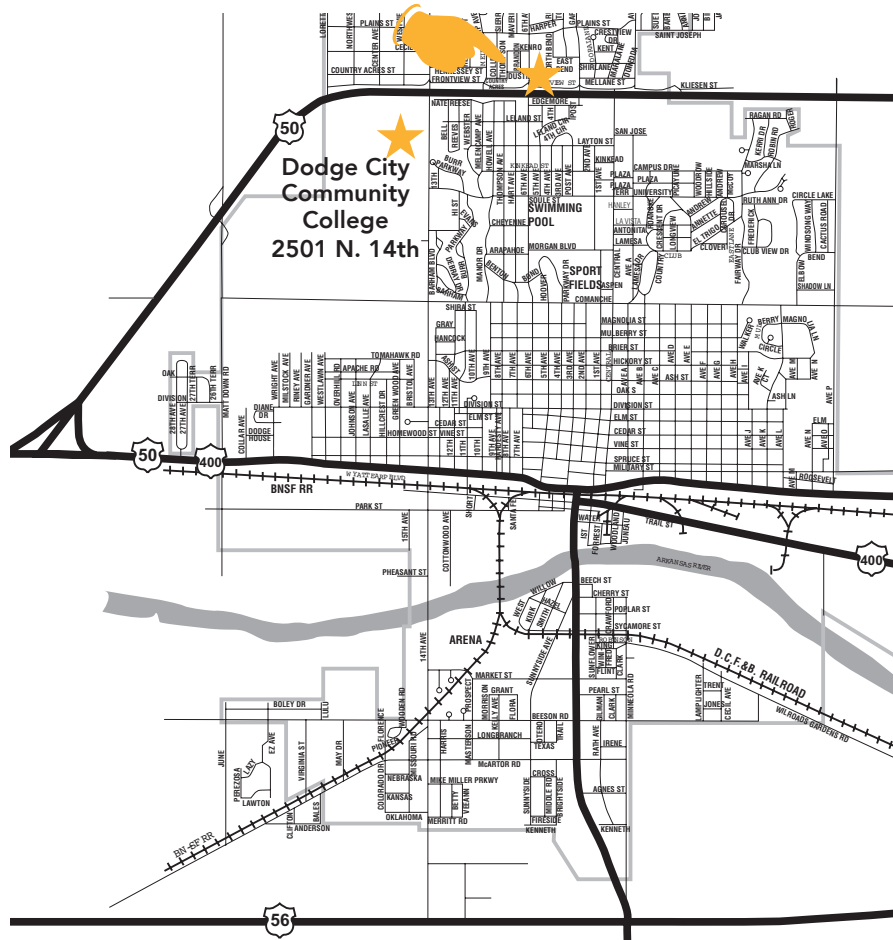
8:00-9:00p.m.

LOOKING OVER THE YEARS  
DC3 Campus Little Theater

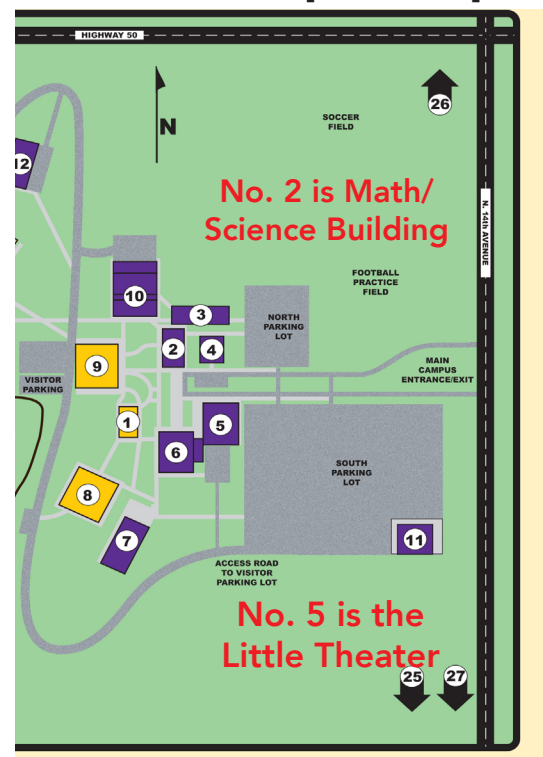
## Saturday, June 4

7:00-8:30a.m. Breakfast  
Hotel-For hotel guests  
8:00-9:00a.m. Registration  
DC3 campus Little Theater  
9:00-11:30a.m. KQO General Meeting, Door Prizes,  
Early Bird Drawing, Block Drawing,  
Lecture by Jodi Barrows  
DC3 campus Little Theater  
11:30-1:00 Lunch, On your own  
1:00-4:00p.m. Lecture by Jodi Barrows, Door Prizes,  
Show and Tell, Announcements, Adjournment  
DC3 campus Little Theater

Best Western  
North Edge Inn  
404 W. Frontview



## DCCC Campus Map



Room assignments for classes and lectures will be given at registration.

***Make your hotel reservations by May 1 to receive special KQO rates.***



*Featured Speaker for Spring 2016—*

# Jodi Barrow

## Prairie Claw



Please bring these required items to class:

Rotary Cutter with sharp blade	Stiletto
Cutting mat	Wound bobbins
6" x 12" ruler	Thread
6" x 24" ruler	Snips
Scissors	Pins
	Sewing Machine

I will have the required books and rulers to purchase in class:  
Square in a Square ruler and The Technique Reference Book



You may choose any color for your quilt. The "Prairie Claw" is shown as a scrap quilt and the cutting requirements are given to you in a scrap variety form. **Cut all strips selvage to selvage.**

Please have these cut, labeled and bagged:

15 – 2 1/2" light or background squares

1 3/4" strips any color family...make sure you have a contrast color to your above background squares. Cut a total of 30 of these. Label as "Option 1" and place in a baggy.

Cut 6 – 2 7/8" light or background squares. Label as "Option 3" and place in a baggy.

Cut 12 – 3 3/8" squares from the same color you chose for your 1 1/2" strips. You may make these all the same or chose a variety of colors. Label and mark in a baggy.

Cut 24 – rectangles 2 x 3 3/8" as background or light. Label and mark in a baggy.

Cut 12 -- 2" squares from the same colors you choose for the 1 1/2" strips and 3 3/8" squares. You may make these all the same color or choose a variety.

**NOTICE: IN CLASS,** we will work on 3 blocks (12") from page 77 of the Technique Reference Book.

**Cost of book and ruler to be paid to teacher at start of class!**

**The ruler is \$29.95 and book is \$39.95.**

**If you buy both, you get a 2-hour DVD of instructions!**

### FABRIC FOR ENTIRE QUILT

The following amounts are for the entire quilt.

**Various Reds:** 1/3 yard each of (10) prints or 3 1/3 yards

**Various Blacks:** 1/3 yard each of (4) prints or 1 1/3 yards

**Gold:** 1/3 yard

**Background:** 5 3/4 yards


**Border:** 1 1/4 yard

**Backing and Binding:** 8 yards backing and 1 yard binding

# Pauline Regier

## *Mexican Star—*

I pieced my first quilt in 1994. I have entered articles into the Kansas State Fair for many more years and have always won mostly first place ribbons. This first quilt I made received a blue ribbon. I have also won Best of Show with one of my quilts. I started teaching after I retired from Boeing Wichita in 2002. I have entered into quilt shows and won. One of those was first places for Viewer's Choice. I have taught in Hutchinson, Wichita and McPherson.



## *Eleanor Burns' Mexican Star*

When you make Eleanor Burns Mexican Star you can choose to just make four blocks or a whole quilt. We should be able to finish at least four blocks in class. The blocks are about 16 1/2" square. It would be beneficial to have your pieces cut out when you come to class. You can download the pattern free at the following web address, [www.quiltinaday.com](http://www.quiltinaday.com) Just click on the Mexican Star and print it. My email address is [pvregier@kanolka.net](mailto:pvregier@kanolka.net). If you should have questions before coming to class, feel free to contact me because it would be better to be prepared than coming to class unprepared. You can either bring your regular rulers that you would normally use, as long as it has a 45 degree line on it, or you may purchase the rulers that Eleanor calls for. Also, if you have stiletto it would be great to bring that. You will need all the normal sewing supplies plus a 1/4" foot for your machine. See you all in Dodge City in June.



# Tammy Robbins


## *Quilter's Sweat Shirt—*

I have been sewing for years, mostly for family and friends. In 2007, I was invited to join "The Stichin Chicks". A group of ladies who get together, have coffee, sew quilts and enjoy life together. I found my love of making quilts and other things for family and friends. I enjoy taking any scrap fabric to see what I can do to make it a useable project. I have six children and 23 grandchildren. So it keeps me busy making gifts for family and friends. Join my class and we can all scrap together.



## *Quilter's Sweat Shirt*

Other than the normal sewing items you will need; sweat shirt that is one or two sizes larger than you normally would buy, you want it big as you will cut out the seams; piece of material that is approx. 72" by 45" that you have pieced with strips, blocks, combination of them or whatever; 1 fat quarter that contrasts your material; 1 fat quarter for binding; thread for quilting; good sharp scissors; zipper (length of sweat shirt), buttons, or anything that you want to use for a closure. If you want, a 1/4" and walking foot would be helpful. No pattern needed, you will make your own. Workshop is limited to 12 participants.





# Jenny Schwieterman

## *Stand N Stow Bag—*

I learned to sew on my grandmother's treadle sewing machine and have been sewing clothing since I was 12 years old. While raising four children as a farmwife, I worked in insurance for 30 years. Deciding quilting could be a creative relief, I and two partners started the Quilter's Stash on Main Street in Syracuse, Kansas. That was 11 years ago. Partners have changed but with the dedicated workers, the quilt shop has managed to stay open year around. I became a quilting snowbird this year and taught classes in Casa Grande, Arizona; returning for the summer to teach and work at the Quilter's Stash at Syracuse.



### *Stand N Stow Bag*

Never damage those large projects containers again! This Stand N Stow Bag is great to carry two large project containers in. The kit will have enough material to make the large bag in class and make the small bag at home. These bags fold up flat for storing in the car or out of sight. The fabric we will use for this project is the new 2016 Row by Row, be one of the first ones to own it.



You will make the large bag in class and take home enough supplies for the small bag. Kit cost with Row by Row Fabric is \$42.00; payable at workshop.

### *Supplies—*

#### *Bring to Class—*

- Thread black and white and cream
- Chalk marker or fusion pen; I like yellow and purple
- Rotary cutter, large cutting mat and ruler. I like two rulers, 12" square and 6" x 24"
- Extra-large tweezers, the longer the better
- ¼" foot and walking feet (helpful)
- Regular sewing supplies

## Munoz

(continued from page 1)


All the Board committees will be working hard to make the weekend work. Your survey thoughts are a great help. Should you notice that a board member may need assistance, do ask to help. It, too, would be greatly appreciated. Have you ever thought about being on the board? We are needing younger members and more modern quilting ideas for lectures and workshops in future meetings. Let us know your thoughts.

With all this, Parsons is next in hosting KQO. I'm a bit behind in helping with this because of a silly thing like a broken leg, but am on it now. Jennifer Stevens is Chair of that meeting. If you have any ideas for teachers from the area, let us know. Kelly Ashton is our featured speaker in Parsons. She will also be doing the Fellowship.

I think this is it from me for now. Hope to see you in Dodge. Have safe travels on the way.

See you there.


Munoz, KQO President



## Future KQO Meetings

July 2016	Golden Oldies	Salina
October 7-9, 2016	Fall Meeting	Parsons
	Featuring Kelly Ashton	
	Fellowship Meeting	
January 2017	Board Meeting	Salina
June 2-3, 2017	Spring Meeting	Manhattan
	Featuring Debbie Maddy	
July 2017	Golden Oldies	Salina
September 29-30, 2017	Fall Meeting	Lyons

## KQO Spring Exchange Block for you—



### Southern Skies

**Difficulty:** Advanced

**Quilt Size:** 67" w x 79" h

**Block Size:** 11" sewn, 11 ½" cut

**Block Quantity:** 35

**Square in a Square® Technique:** Options 1, 3, 6 and 18

I have always been intrigued by birds and their ability to know when it is time to fly North for the winter and when or where to return. Flocks of geese fly in a "V" pattern in order to move quickly and maintain the endurance needed for the cross-country trip. The lead goose does the majority of the work, by breaking the wind, allowing the other geese to coast along. When the lead goose tires, he moves to the back of the formation to rest, while another takes over. The squawking heard as they fly overhead is the geese encouraging the lead bird to keep going.

When one is sick or injured, and can't keep up with the rest of the flock, several other birds will stay behind to help him along. As another group passes by, the injured goose and his escorts are always welcome

to join up with them. What an amazing lesson from our feathered friends!

Consisting of hundreds of pieces and requiring lots of sewing, a flying geese quilt might seem like a quilters' nightmare, but by using several options from the Square in a Square® system, this once difficult design will come together quickly and accurately.

### Fabric

The following amounts are for the entire quilt.

**Red Print:** 2 ¾ yds (includes yardage for Inner Border)

**Blue Print:** 1 yd

**Various Mediums or Darks:** 1 ¾ yds

**Various Lights:** 8 ¾ yds

**Outer Border:** 2 ½ yds (1 yd if pieced)

**Backing:** 5 yds

**Binding:** 1 yd

### Cut

The following measurements are for cutting the entire quilt. The number in parenthesis is the number of pieces that need to be cut. Strips are to be cut the full width of your fabric or selvedge to selvedge. Be sure to label and keep all of your pieces together.

**Red Print:**

(6) 2 ½" surround strips for Option 18

**Blue Print:**

(12) 2 ½" surround strips for Option 18

**Various Mediums or Darks:**

(4) 3 ⅜" strips into (35) center squares for Option 1

(14) 2 ¼" strips into (222) center squares for Option 3

**Various Lights:**

(16) 2" surround strips for Option 1

(56) 1 ½" surround strips for Option 3

(64) 2 ¼" surround strips for Option 6

(5) 4 ½" strips into (36) diamonds for Option 18

(7) 4 ½" strips into (68) 4" x 4 ½" rectangles

**Inner Border:**


(8) 4" strips

**Outer Border:**

(8) 4" strips

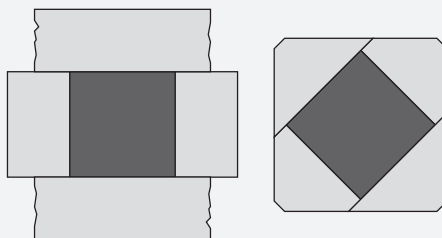
## Sew

- 1 Sew and cut (35) Option 1s using 2" surround strips from various lights and 3 3/8" center squares from various darks or mediums. Block should measure 4 1/2".
- 2 Cut (24) 4 1/2" center diamonds. Sew and cut (12) Option 18s using 2 1/2" surround strips from blue and (12) Option 18s using 2 1/2" surround strips from red.
- 3 Sew and cut (222) Option 3s using 2 1/4" center squares from various darks or mediums and 1 1/2" surround strips from various lights. Sew (3) flying geese together and trim to 2 1/2" x 3 1/2".
- 4 Sew and cut (148) Option 6s using the flying geese units from Step 3 for the center and 2 1/4" surround strips from various lights. Square up to 4".

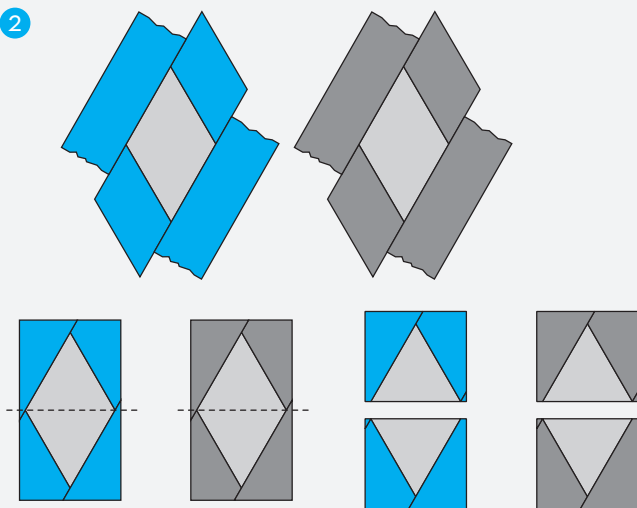


Exchange blocks are given in each KQO newsletter for members to make and bring to the next retreat. The blocks are then put into a drawing with winner take all. The more blocks you make the more chances you have to win all the blocks.

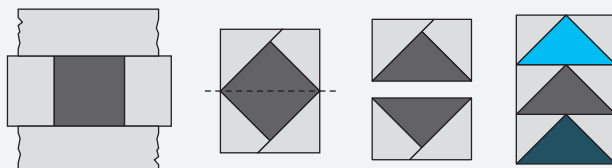
1



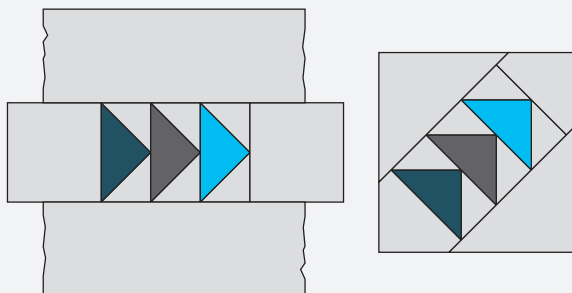
2



3



4





### Block 1:

- 5 Sew block together in rows using (1) unit from Step 1 for the center, (4) blue units from Step 2 and (4) units from Step 4 for the corners. Repeat for a total of (12) blocks. Square up to 11 ½".

### Block 2:

- 6 Sew block together in rows using (1) unit from Step 1 for the center, (4) red units from Step 2 and (4) units from Step 4 for the corners. Repeat for a total of (6) blocks. Square up to 11 ½".

### Block 3:

- 7 Sew block together in rows using (1) unit from Step 1 for the center, (4) 4" x 4 ½" rectangles and (4) units from Step 4 for the corners. Repeat for a total of (17) blocks. Square up to 11 ½".

### Assembly:

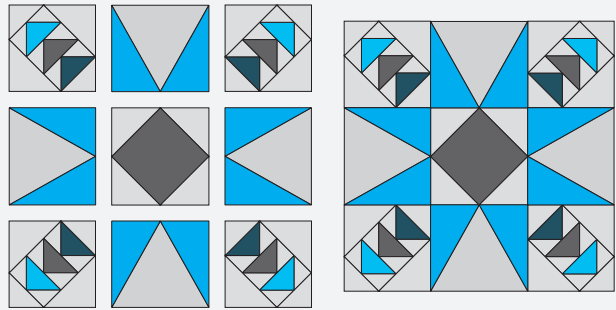
- 8 Sew blocks together in rows. Alternate Blocks 1 and 3 for rows 1, 3 and 5 and Blocks 2 and 3 for rows 2 and 4. Finished quilt will be (5) blocks across and (7) blocks down.

Sew a flying geese unit from Step 4 to both ends of (2) 4" strips from red for the top and bottom of your inner border and (2) 4" strips from black for the top and bottom of your outer border.

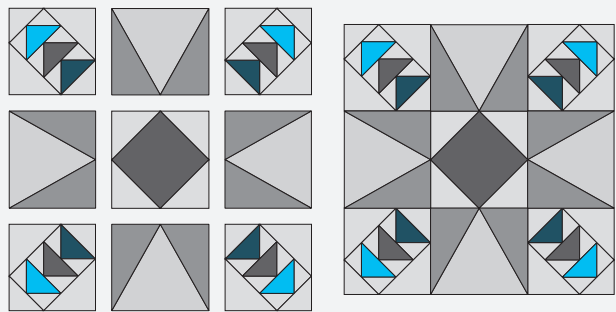
Sew the long sides of the inner border to the quilt first, then add the top and bottom. Repeat for the outer border.

*Refer to the section on finishing at the beginning of this book for information about borders, backing and binding.*

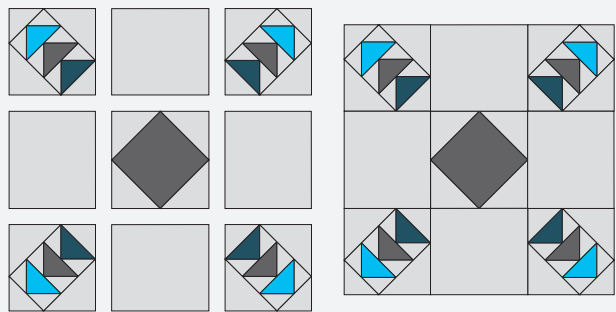
4




6



7



8



# Fall Meeting held in Topeka

## KQO GENERAL MEETING

October 17, 2015

### Topeka, KS

President Tony Munoz called the KQO general meeting to order at 9:05 a.m. at the Fairlawn Nazarene Church in Topeka, KS. He welcomed everyone to Topeka, and introduced Judy Bean, vice-president in charge of this meeting. Judy expressed thanks to Dorothy Stevenson and others from Topeka and KQO who helped with the meeting, and also thanked the church personnel, teachers and vendors for their assistance and cooperation. Dorothy Stevenson thanked the Country Quilters for making our goodie bags, and explained about the books that we each received. The books were donated by the family of Terry Clothier Thompson, who was known worldwide for her knowledge of fabrics, dyes, and quilting. She now has Alzheimers and the family donated 200 copies of each of the six books. Others who donated things for the goodie bags were thanked.

Minutes of the Spring 2015 general meeting were printed in the newsletter. Motion was made to approve the minutes; motion was seconded and carried.

**Treasurer's Report:** Mary Pacey reported a current checking account balance of \$16,454.79 before paying the bills for this weekend; and \$6,653.50 in our CD for total assets of \$23,108.29. She had set a goal of receiving \$2,000 for membership dues; and so far has received \$1,920. There are scissors and clips left over from the Hutchinson meeting which are available for purchase. The Early Bird drawing was held and Joan Butts was the winner of \$40 towards her registration for a future KQO

meeting, to be used within one year. Those eligible for this drawing were members who had submitted their registration for this meeting by the deadline. The treasurer's report was accepted for audit.

**Old Business:** Tony introduced Jennifer Stevens who reported on the process of revamping the KQO website to make it simpler and more user-friendly. Also our Facebook page will be changing from an open public group to a closed group, which means people who aren't members won't have access to it. When you're on Facebook, click the link on our old page and then click "Join" to request access to the new page.

Mary Pacey reported on the new KQO bookmarks. We had 5,000 printed and gave one to everyone in their goodie bag. Members of Golden Oldies have delivered bookmarks to guilds and shops in their areas. Please check with Mary to see if your local quilt guild or shop is on her list; if it's not on her list, please get some of the bookmarks to distribute. Mary also announced that tickets are being sold to win the opportunity basket which contains donations from various quilting-related companies. The drawing for the basket will be held after lunch.

Judy Bean announced that there are some extra sewing tool holder easels available for \$15 if you want to purchase one.

Tony introduced Mary Johnson, who invited us to our next meeting in Dodge City June 3-4, 2016. Our classes will be at the Dodge City Community College. A block of rooms has been reserved for KQO at the two Best Western motels; reservations must be made by May 1. Room rate is \$89 plus tax, and the

number to call is 620-371-6441. Mary said that motels fill up quickly in the summer so make reservations early – if you need a handicap room, those must be reserved by April 15. Instead of providing lunch at the college, the Board has decided to give a longer lunch break so we can go out to eat; there are many eating places located close to the college. Mary showed samples of projects for the classes that will be offered which include:

-- Mexican Star quilt, instructed by Pauline Reiger

-- Scrappy sweatshirt jacket, instructed by Tammy Robbins

-- Foldaway bags, instructed by Jenny Schwieterman

Our national teacher will be Jodi Barrows, with a Square in a Square project. There will also be a UFO room available.

**Golden Oldies:** Jeannine Bryan explained that Golden Oldies is a retreat for past and present Board members, and will be held in July at the Webster Conference Center in Salina. Jeannine has a pattern for the autograph quilt block, and there will also be an exchange block. Golden Oldies dues are \$10 a year.

**Future Sites and Teachers:** Tony asked for suggestions for national teachers, and also for possible locations for future meetings. These suggestions can be annotated on your survey forms.

**New Business:** Tony recognized the retiring Board members: Judy Bean, Jean Buchanan, Jean Buoy, Elaine Boese, and Beth Coldwater. He introduced those running for a seat on the Board: Jillann Mahoney-Dawdy from Grantville; Bernice Bounds from Lyons; Rosemary Cantrell from Lawrence. A bio of

# Spring Meeting minutes, con't.

Diane Okeson from Winfield was in the newsletter. Judy Bean moved that we close the nominations, and accept the slate as presented. Motion was seconded and carried.

Jeanne Poore reported that the National Quilters Association (NQA) has recently disbanded and has stopped publishing their magazine. They are planning to merge with the American Quilters Society.

After taking a break, we reconvened at 10:05. Door prizes were awarded. The block drawing was held. Twenty-two appliqué butterfly blocks had been entered in the drawing. They were divided into two bundles, and Mary Walker and Delia Harder were the lucky winners.

Judy Bean introduced our guest speaker Amy Bradley from Lawrence, who spoke about her graphic design background and how she got started designing quilt patterns. She showed and talked about many of her quilts, and gave away three of her patterns as door prizes.

Charlene Calhoon explained Fellowship, which is offered every two years. Those who take this extra class are required to teach what they learned to others, and then bring their completed quilt project to display. Those who took the Fellowship class on piecing curves brought their quilts for Show and Tell, and spoke about their projects and the Fellowship experience.

We broke for lunch, then reconvened at 1:10. Tony mentioned a suggestion he received during lunch regarding the possibility of changing the schedule in Parsons to have Fellowship on Friday night instead of Sunday. He will speak to Kelly Ashton to see if this change in schedule would be OK with her.

The drawing for the opportunity basket was held, and Linda Headings was the winner. Mary Pacey later announced that we made \$264 on this raffle.

We were reminded to fill out surveys to express our opinions about this meeting and to include suggestions for future speakers and meeting sites.

Amy Bradley gave her second lecture about how she started her business. She explained the process of developing and testing her patterns, getting them printed and distributed to shops, and storing and shipping

them out. She answered several questions about her business and how it has grown.

More door prizes were given out, and Tony thanked those who brought them, and reminded those who won that they are to bring a prize to the next meeting they attend.

Class Show and Tell was held, with those who took classes yesterday displaying the projects they worked on, followed by regular Show and Tell.

The meeting adjourned at 2:20 p.m.

Secretary,  
Kathy Triplett

---

## Treasurer's Report

### 2016 KQO Budget

At the beginning of the year, KQO's checking account balance is \$11,415.46 and our CD's balance is \$6,454.54.

The 2016 budget is as follows:

Board Meeting expenses	\$	100.00
Committee expenses	\$	300.00
Fellowship Fund & expenses	\$	910.00
Filing Fee for Non-Profit Status	\$	40.00
Insurance Bonding & Legal Fees	\$	260.00
Membership Expenses	\$	200.00
Newsletter Expenses	\$	200.00
Office Expenses	\$	200.00
Internet Site Set-Up & 1 year operations	\$	100.00
Advertising	\$	400.00
State Meeting Expenses	\$	14,000.00
Taxes & Preparation	\$	100.00

TOTAL EXPENSES	\$	16,810.00
----------------	----	-----------

Income Estimates		
Membership	\$	1,600.00
Misc.	\$	300.00
Meeting Registrations	\$	14,000.00

TOTAL INCOME	\$	15,900.00
--------------	----	-----------

Transfer from assets	-\$	910.00
----------------------	-----	--------



# KQO 2016 Spring Meeting Registration Form

June 3 & 4, 2016 \* Dodge City Community College \* 2501 N. 14<sup>th</sup> \* Dodge City, KS

This form must not be postmarked prior to April 22. Final registration deadline is May 13. Early-bird registration closes on April 29. LATE FEE of an additional \$10 will be added after postmark May 13, 2016.

All fees are non-refundable. If you are not able to attend, you may transfer your registration to another member, however it is your responsibility to find your replacement and to collect your fee from them. Hotel reservations are made by the individual. North Edge Inn-620-371-6441 or Country Inn- 620-225-7378.

**Mail Registration Form to:** Mary Pacey, 1952 E. Sleepy Hollow Dr., Olathe, KS 66062. Choose how you want to receive your confirmation information: **(ONLY 1 REGISTRATION PER ENVELOPE!)**

\_\_\_\_\_ Email information to \_\_\_\_\_ (Do not send in a SASE with registration.)

\_\_\_\_\_ Mail the information to the address below. (Self-Addressed Stamped Envelope included with this.)

Name \_\_\_\_\_

Address \_\_\_\_\_

City/St/Zip \_\_\_\_\_

Phone \_\_\_\_\_

Email \_\_\_\_\_

Please indicate any special accessibility &/or dietary needs:

---

## KQO Dues

Membership must be current to attend meetings.

\_\_\_\_\_ One Year @ \$20 = \$ \_\_\_\_\_

\_\_\_\_\_ Three Years @ \$50 = \$ \_\_\_\_\_

---

## WORKSHOPS (all but Jodi's class in Science & Math Bldg.)

Workshops are held Friday, June 3 from 9 a.m. to 4 p.m. Please note your 1<sup>st</sup>, 2<sup>nd</sup>, and 3<sup>rd</sup> workshop choice as classes are filled on first come first served basis.

\_\_\_\_\_ Jodi Barrows – Prairie Claw (in Little Theater)

\_\_\_\_\_ Pauline Reiger – Mexican Star Quilt

\_\_\_\_\_ Jenny Schwieterman – Stand N Stow Bags

\_\_\_\_\_ Tammy Robbins – Sweatshirt Jacket

\_\_\_\_\_ UFO Room

## MEETING REGISTRATION FEE

### Full Registration:

Includes KQO Gift bag, Friday full-day workshop; Saturday general meeting, lectures by Jodi Barrows and show and tell.

\_\_\_\_\_ @ \$70 = \$ \_\_\_\_\_

### Full Registration with Friday UFO Room:

Includes KQO Gift bag, Friday UFO room usage; Saturday general meeting, lectures by Jodi Barrows and show and tell.

\_\_\_\_\_ @ \$50 = \$ \_\_\_\_\_

### Saturday Only Registration:

Includes KQO gift bag, general meeting, lectures by Jodi Barrows and show and tell.

\_\_\_\_\_ @ \$35 = \$ \_\_\_\_\_

### Friday Night-*Looking Back over the Years*- Little Theater

\_\_\_\_\_ @ \$5 = \_\_\_\_\_

**Late Fee (if applicable) \$10.00 \$ \_\_\_\_\_**  
**(Registration after May 13, 2016)**

**TOTAL OF FEES: \$ \_\_\_\_\_**

**Please note: You may not sign up and attend Friday without paying for a full registration.**

# Candidates for Open Board Position

## Kathy Law—

I am native to the Emporia Kansas area, and attended Emporia State University with a major in secondary art education. I live on a small ranch southwest of Emporia with two horses, two dogs, and one cat! Two grown sons, both live and work in Kansas. My husband, Steve passed away in 2014. We both enjoyed traveling in the "West" especially the Dakotas and Wyoming, and collecting antiques. My sister, Patty Wirth (Lenexa) is also a KQO member. We have collaborated on some quilts! I enjoy piecing miniatures, appliqué, quilted garments, my Featherweight, and do long arm quilting on my Gammill. Lyon County Fair has a history of excellent quilt shows that I have helped coordinate with our local guilds.



Make your own "sharps container" for storing broken needles and pins to keep them out of the trash can (or carpet), so someone doesn't get stuck accidentally. Use an empty pill bottle from your last pharmacy refill... use the child-proof type top, or tape the top to the bottle. Make a small hole in the top with a corkscrew, ice pick or cup hook. When a needle breaks, or gets dull, put it in the container. When the container is full dispose of it in the trash. This way no one gets hurt.