



Kansas Quilters Organization

Vol. 34, No. 1 Spring 2018

Notes from the President

Dear quilting friends,

Spring is almost here as I write this. I am ready for the good weather and outdoor time.

I am writing this early as I will be leaving to go to spend time with our military family. That always means lots of snuggle time and play time with the grandkids. I love being a kid at heart again with them and watching their imaginations go wild.

I am looking forward to seeing you all at the June 8 and 9 meetings in Emporia, Kansas. There are many exciting things planned and I hope you each will take one of the workshops being offered. The details of the workshops will be in other places in this newsletter.

I am almost back to my old energy level and have started walking again. I am beginning to get some projects done around the house as well as some UFO's finished. I have challenged myself to finish at least one UFO a month. It has been fun to get out those projects and complete them. Some of them took on new life and got a reworking which kicked those creative vibes into gear. I have tried some new techniques this past winter. Some of those techniques I am glad to have at hand now and some I may never use again but it was worth it to step out and try. I encourage each of you to try something new or a new technique between now and the June meeting. I will be interested in listening to your stories about something new. It is always fun to learn from each other or share a good laugh over the trial.

KQO is your organization. I ask you to each consider carefully when being asked to serve over the next few months. As a relatively new member, I thank you for your encouragement to try new things and your support. As with anything, there are changes over time. Your positive attitude allows the group to grow and move forward.

It is always great to have fun and share sewing time with friends. So bring a friend, a new member or two, and join us for laughter and sewing. They say that laughter and friends are the best medicine in life.

See you in Emporia.

Diane Okeson

Welcome to Emporia from the Chamber of Commerce!

"We are a bike-riding, disc-throwing, flag waving, university-loving community. Located smack in the middle of all the major metros in Kansas, we hold our own with plenty of action, shopping, culture, entertainment, and unique dining. Whether riding the iconic Flint Hills, sampling a delicious culinary tour, strolling downtown, or just hanging out, you'll be planning your next trip back."

At registration you will receive gift items from both local quilt guilds and a zip bag from KQO.

We don't have a local quilt shop, but we will have quilt shop vendors and we have a new Hobby Lobby. Don't forget to bring items for the door prize exchange.

—Kathy Law

*We have a group working on
Quilts of Valor in western Kansas.
Please check your stashes and scraps
and bring anything you are willing
to donate for this cause!
Thank you for your help.*



Kansas Quilters Organization | 1

2018 KQO Board

(tenure), phone & email list

Bernice Bounds (3), 413 W. Lincoln, Lyons, KS 67554,
620-257-3561, bwelchbounds@yahoo.com, T

Pam Calhoun (1), 424 W 1st St., Hutchinson, KS
67501, 785-331-7117, pcalhoun3@cox.net, T

Rosemary Cantrell (3), 812 Maine Street, Lawrence, KS
66044, 410-703-2551, rosemcan1204@gmail.com

Beth Coldwater (2), PO Box 35, Chase, KS 67524,
620-680-0324, bcoldwater39@yahoo.com, T

Delia Harder (6), 3003 S. Broadacres Rd., Hutchinson,
KS 67501, 620-960-4380, T

Joyce Hicks (6), 24 S. Ardmore, Hutchinson, KS 67501,
620-960-2772, nanabear4199@yahoo.com, T

Mary Johnson (4), 1008 Summerlon Way, Dodge City,
KS 67801, 316-308-2230, omco1356@yahoo.com, T

Kathy Law (2), 609 Road 110, Emporia, KS 66801,
620-342-7714, kathy.law48@gmail.com, T

Jillann Mahoney-Dawdy (2), 3743 Sunset Dr., Grantville,
KS 66429, 785-817-5042

Diane McKoon (1), 37450W 319th St., Paola, KS
66071, 913-731-5202, mdmckoonranch@hotmail.com

Dee Dee Moore (4), 121548 292nd Rd., Arkansas City,
KS 67005, 620-741-1954, fee01@yahoo.com, T

Rachel Moreland (1), 847 Mission Avenue, Manhattan,
KS 66502, 785-313-4227, moreland@ksu.edu

Diane Okeson (3), 605 E. 34th Ave., Winfield, KS 67156,
620-229-3944, dokeson@cox.net, T

Sue Roy (5), 521 N. Walnut, Newkirk, OK 74647,
580-362-6587, sue.roy.0615@sbcglobal.net, T

Joy Schlochtermeyer (2), 527 SE 80th Avenue, Ellinwood,
KS 67526, 620-617-6041, joyandpaul@hbcomm.net

Karen Scott (2), 1518 Berkeley Rd., Emporia, KS 66801,
620-481-9571, karenscott51@gmail.com, T

Betty Simmons (5), 9115 N. Little Lowe Rd.,
Holcomb, KS 67851, 620-277-2639,
mbcrafts@yahoo.com

Linda Sobba (2), 116 W. 5th, Ellinwood, KS 67526,
620-786-8516, sobba.linda@gmail.com, T

Jennifer Simmons (5), Garden City, KS 67846, 620-640-
1767, jasimmo@gmail.com, T

Dorothy Stevenson (5), 627 SW MacVicar, Topeka, KS
66606, 785-233-2674, katzenquiltz@cox.netz

Spring Meeting In

June 7-9, 2018

Room Reservations at Avasté Hotel Suites & Conference Center

2700 W. 18th Avenue, Emporia, KS, 620-341-9288

Items for Goodie Bags

We will pack the bags at the hotel on Thursday, June 7, from 3 to 4, at the Avasté Hotel. Any guild or quilt shop having items to be placed in the goodie bags need to deliver them to Beth Coldwater prior to June 7 or to the Avasté Hotel no later than 3 p.m. Thursday, June 7. Any items not received by 3 p.m. Thursday will be given out at the registration table Friday and Saturday.

Door Prizes

Everyone looks forward to this part of our meeting. Anyone who received a door prize at a previous meeting is requested to bring one to the next meeting they attend. Please bring your donated item to the registration table on Saturday morning.

Opportunity Quilts

Any guild having an opportunity quilt is allowed to bring it to display and gather donations. Each guild is responsible for displaying their quilt and collecting funds. These will be shown at the general meeting on Saturday.

Irons for Classes

Based on the number of electrical outlets in the classrooms, personal irons will not be allowed to avoid blowing the circuits. We will need a few people from each class to bring an iron to share with the classroom. We apologize for the inconvenience but we want everyone to be able to use their sewing machines without interruption.



KQO Spring 2018 Schedule

Thursday, June 7, 2018

Registration (Avasté Hotel) 5-8 p.m.

Friday, June 8, 2018

Breakfast for hotel guests 6-9 a.m.

Registration (Avasté Hotel lobby) 8-9 a.m.

Workshops 9 a.m.-noon

Lunch 12-1 p.m.

Workshops 1-4 p.m.

Dinner on your own/shopping 4-9 p.m.

Board Meeting (Bruff's) 4:30 p.m.

Tentative Bed Turning 7 p.m.

Saturday, June 9, 2018

Breakfast for hotel guests 6-9 a.m.

Registration (Avasté Hotel lobby) 8-9 a.m.

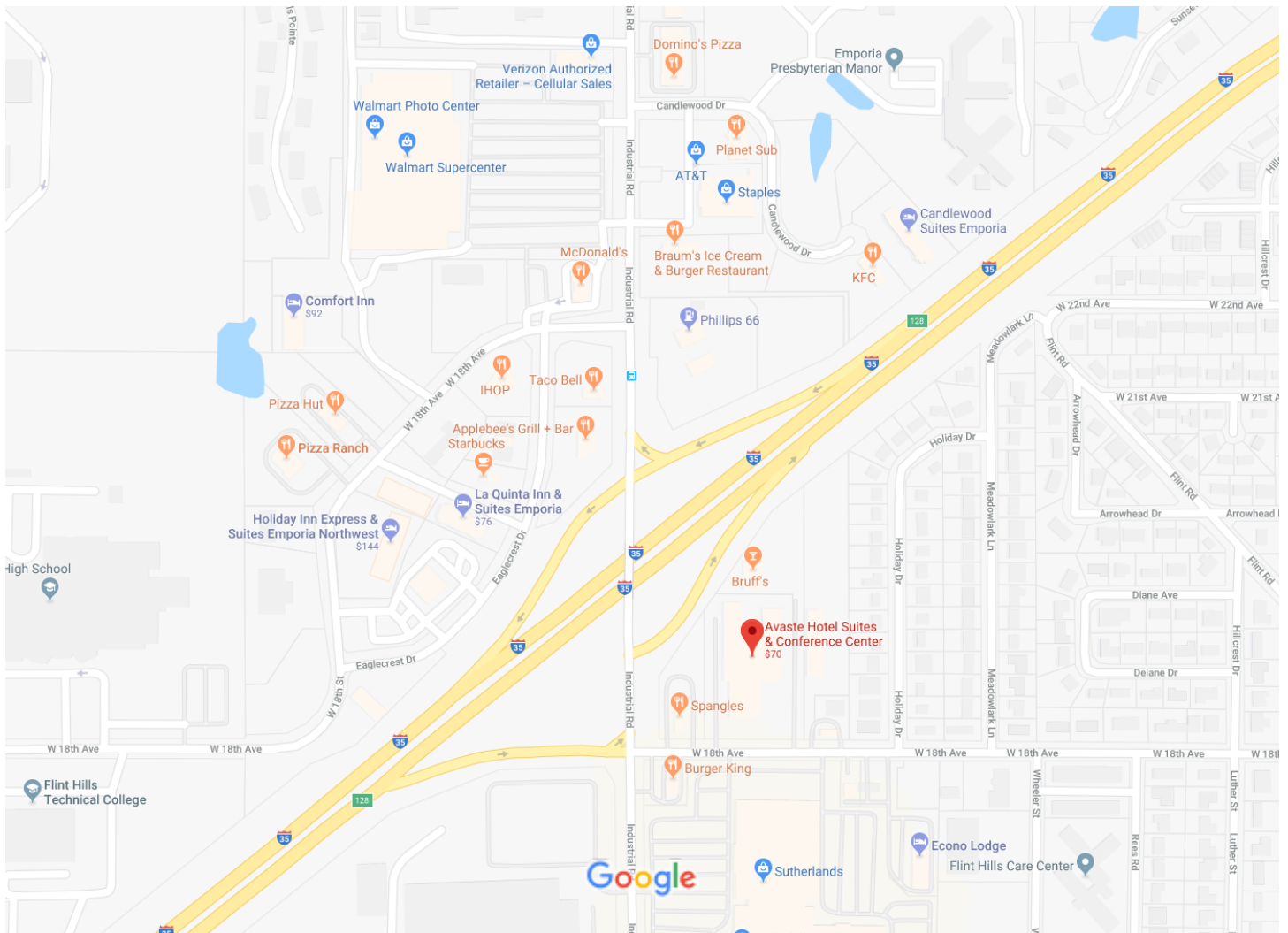
KQO General Meeting, Show & Tell,
Class Show and Tell, Karla Alexander

Lecture and Trunk Show,
Block Drawing 9 a.m.-noon

Lunch 12-1 p.m.

Karla Alexander Lecture 1:15-2:30 p.m.

Room Assignments for classes and lectures will
be given at registration.



Room assignments for classes and lectures will be given at registration.

Make your reservations by xx to receive special KQO rates.

Featured Speaker for Spring 2018—

Karla Alexander

Circles and Ovals Play—

Karla Alexander lives in Salem Oregon, with her husband, Don, and family dog, Lucy.

She is the author of eight quilt books as well as her own line of patterns publishing under the name, Saginaw Street Quilts (www.SaginawStreetQuilts.com). Karla is also owner and partner in Cascade Quilt Retreats, which coordinates Spring, Fall and Winter quilt getaways at various locations in the Willamette Valley and Oregon Coast. Karla is on the design team for Creative Grid Rulers having designed eight specialty rulers to use along with her quilting methods. She was a featured guest on Simply Quilts and on The Quilt Show with Alex and Ricky. She is a featured Artist for Island Batiks.



Karla's philosophy regarding quilting is to enjoy the process, learn from your experience and take what you learn from one project on to the next.

Class description—

Level of Experience: Beginner to Advanced

Sewing Circles and/or curves has never been so much fun! NO worries if you've never sewn curves before OR if you prefer straight seams... you will leave class a MASTER of CURVES! Come ready to experiment and learn exciting new piecing techniques from basic arcs to full "Set In" Circles as well as improvisational techniques. I guarantee, you will never be afraid of curves once you finish this class! You will be encouraged to follow your instincts while exploring additional options along the way. Of course you are always welcome to follow any of the pre-planned patterns/designs (see list below) step by step if you prefer. Quarter arc blocks are used to make many of the base blocks – then the fun begins by building in the extras along with different layouts for all the different designs.

Fabric Tips

In this class, you will be learning how to successfully sew curves, circles and ovals. IF you choose to simply learn all the techniques, contrasting fat quarters, layer cakes and/or charm packs work well. I suggest a minimum of 8 fat quarters understanding that more choices equal more fun and flexibility.

We will also review fabric colors and different prints along the way. Again, if you'd like to practice first, bring along fabric to play with and then move on to the a final project.

Supplies—

- Sewing Machine in good working order
- Basic Rotary cutting and Sewing supplies
- 9 1/2 x 9 1/2" square ruler or larger
- * Suggested Ruler (Choose one or both) Circle Savvy Ruler or Ovals All Ways Ruler

IF you prefer not to use a ruler, please bring 1 yard of freezer paper for templates.

List of Pattern Choices—

- Blue Moon (previously in a book now available in individual pattern)
- Giant Clam Shells

If you prefer a different design, no worries, just go to the link below and check out the additional choices. IF you find a design you like better, just let me know and I will email the supply list to you.

For additional choices, go to <https://karlaalexander.smugmug.com/organize/Circles-Curves-2018>

*I will have rulers with me if you prefer a "test drive" first. Please email me at karlaalexander@mac.com if you'd like me to bring you a ruler for purchase or, you are welcome to purchase from my website at saginawstquilts.com.

If you have any questions, please contact me at karlaalexander@mac.com. PLEASE write Kansas Quilters 2018 in the subject line! Thank you!

Giant Clam Shells

LEVEL OF EXPERIENCE: Beginner to Intermediate

Finished Size: 60" x 81"

This is a fun design AND is an easy sew! You can pre-choose the clams colors as you go, or audition them along the way. Follow the pattern exactly or learn how to mix it up once in class.

FABRIC TIP

Choose bright contrasting prints.

SUPPLIES:

Pattern: Giant Clams Shells By Karla Alexander

Sewing machine in good working order

Basic rotary cutting and sewing supplies

9 1/2" x 9 1/2" or larger square ruler

OPTIONAL: 2 yds white flannel for design wall

OPTIONAL: Ruler "Circle Savvy Ruler" by Creative Grids – CGRSV1

If you don't have access to the ruler, please bring a yard of freezer paper for templates.

FABRIC:

18 contrasting Fat Quarters; for this quilt, I used 6 dark, 5 green/blue, 4 gray and 7 orange/pink/gold

IF YOU ARE SATISFIED WITH YOUR CHOICES, PLEASE PRE-CUT FABRIC FOR BLOCKS PRIOR TO CLASS

Fold FQ into quarters and cut each folded piece into four rectangles, 8 1/2" x 10". Keep rectangles in the exact stack in which they were cut with 2 rectangles right side up and 2 rectangles right side down.



The Web Connection to KQO

Website:

www.ksquilter.org

Facebook general:

<https://www.facebook.com/kansasquiltersorganization/>

Already a member:

<https://www.facebook.com/groups/1025298554167337/>



Blue Moon

Finished Size: 60" x 80"

Finished Block Size: 10" x 10"

This is a fun design as you go quilt! You can audition the moon colors and sizes along the way, providing the opportunity to make changes well into the project. Follow the pattern exactly or make it your own! Easy tips and techniques will inspire you along the way to create your own awesome quilt!

LEVEL OF EXPERIENCE: Beginner to Intermediate

FABRIC TIP

Choose bright contrasting prints without a lot of pattern so that they appear as solid fabrics from a distance.

SUPPLIES:

Suggested Book: Color Shuffle! By Karla Alexander

Sewing machine in good working order

Basic rotary cutting and sewing supplies

Several pieces of blank paper

12 1/2" x 12-1/2" acrylic square ruler

10 squares of freezer paper 11" x 11" each (or larger)

OPTIONAL: 2 yds white flannel for design wall

OPTIONAL: Ruler "Circle Savvy Ruler" by Creative Grids – CGRSAV1

FABRIC:

3/8 yard EACH of 8 different medium blue batiks for blocks

3/8 yard EACH of 8 different dark blue batiks for pieced border

1/3 yard EACH of 7 different light to medium lime green batiks for moons

1/3 yard of fabric for binding

5 1/8 yards of fabric for backing

PLEASE PRE-CUT FABRIC FOR BLOCKS ACCORDING TO BOOK PRIOR TO CLASS

CUTTING FOR BLOCKS:

MEDIUM Blue - cut a total of 24 squares, 10 7/8" x 10 7/8"

DARK Blue - cut a total of 24 squares, 11" x 11" each



Patti Pearce

Vintage Work—

I pieced my first blocks more than 30 years ago when fabric choices were limited and before rotary cutters. I am infatuated, obsessed, or whatever you want to call it, with vintage tablecloths, dish towels, and embroidery from the 1930s-1950s and use them in many of my quilt designs. Lawrence, Kansas, is now my home and I enjoy going to estate sales, flea markets, and antique stores to find unique linens.

I transitioned from hand quilting to free motion quilting on a longarm machine several years ago and now also quilt for others who love to make quilts. Teaching fellow vintage lovers how to design quilts using vintage tablecloths is a wonderful way to spend my day. My Facebook group, 'Quilting Kitchen Vintage', has members from around the world who also love vintage kitchen linens. You can also visit 'Patti Pearce Quilting' on Facebook.

Class description—

During our workshop we'll look at some quilts and wall hangings I created from vintage tablecloths and kitchen towels for inspiration on designing your own. I'll also offer patterns and vintage kitchen linens for sale.



Supplies—

Design workshop supply list

- Vintage tablecloth or kitchen towel (I will also have some for sale)
- Coordinating fabric
- Graph paper (preferably 8x8) – I'll also bring some
- Pencil and eraser
- Stabilizer if your vintage item is a loose weave
- Fabric cutting supplies (rotary cutter, mat, rulers)
- Irons and ironing boards
- Sewing machine
- General sewing supplies (scissors, thread, seam ripper, pins, etc.)

Caring for your OLFA Rotary Mat: To clean your OLFA mat, use a generous amount of room temperature water and a few drops of mild detergent. Use a soft, mild bristle brush to create a lather and gently clean your mat. Rinse with room temperature water and wipe dry with a cotton towel. Please note that warm or hot water and direct sun light may damage the mat. This information is provided by OLFA, the manufacturer of OLFA cutting mats.



Meeting Minutes From Lyons

Minutes of the General Meeting
Kansas Quilters Organization
September 30, 2017

The General Meeting of the membership of Kansas Quilters Organization was called to order in the First United Methodist Church of Lyons, Kansas, at 9:00 a.m., on September 30, 2017, by the President Diane Okeson.

The President recognized new members from Pratt and Elinwood.

Prayers were requested for Board members Mary Johnson and Charlene Calhoon who have had surgery. Diane also announced that she has finished her cancer treatments and is now on maintenance medication. Pam Calhoun announced that member LaRue Nuest is in a nursing facility in a two-room apartment. Her address is Brookdale Nursing Home, 2416 Brentwood St., Room 145, Hutchison, KS 67502. Her birthday is October 21st. Sheila Fernkopf was unable to attend due to family commitments.

Kathy Delaney, Beth Coldwater and Bernice Bounds were recognized by the President and membership for their efforts in arranging for this successful meeting. Kathy Delaney expressed her thanks to Beth, Bernice and the local Piecemakers Guild, she said without their help this meeting could not have happened.

Tickets for opportunity quilts were available and members were encouraged to take advantage of the opportunity on breaks to get tickets.

Diane noted that the KQO journals were the members' gifts for this meeting. They were distributed at lunch. Topeka members provided thread catchers which were appreci-

ated by members and were found in the goody bags.

Charter members were recognized and the remaining prior board members were also recognized.

The president announced that three board members were leaving the board after serving for six years. Christina Bloom, Kathy Triplett and Charlene Calhoon were recognized. The remaining current board members were recognized.

Minutes of the General Meeting held in Manhattan on July 16, 2017, were printed in the newsletter. On motion made by Tony Munoz and seconded by Kathy Delaney the minutes were approved as printed.

Rose Cantrell, the treasurer reported current balances of \$17,776 in checking and \$6,660 in the CD as of this date, Rose noted that not all bills for this meeting had been paid.

The meeting proceeded to the election of additional board members. Diane noted that the bios of Rachel Moreland and Diane McCoon were printed in the newsletter. Kathy Delaney moved and Jillann Mahoney-Dawdy seconded the motion to elect both to the board, the motion carried. Diane noted that she has appointed Betty Simmons to complete the remaining two years of the term of Tony Munoz.

Diane announced that the board members will meet before lunch to elect officers for 2018.

Pam Calhoun and her class members showed their progress on the Poppies quilts which she taught on Friday. The class also made hexagon blocks which were won by Diane Okeson.

Marg Evers' Seminole patchwork class showed the fruits of their la-

bors and briefly discussed Seminole patchwork.

Stretch break and breathing exercise.

Diane announced that the early bird drawing winner was Marjorie Buck. She is entitled to half-price registration for the next meeting. That needs to be noted on her registration form.

Members should notify Rose Cantrell of any changes of address and also notify her if hard copies of newsletters are needed. Rose will be working on an updated membership list.

The door prize drawing was explained and drawings began and continued periodically throughout the meeting.

Diane announced that the Spring Meeting will be held on June 8 and 9, 2018 in Emporia, Kansas, with registration to begin on Thursday evening, June 7th. Karla Alexander is the national featured teacher. The details regarding hotel accommodations will be emailed when contracts are completed.

Attendance at this meeting was 54 members. Please bring a friend to the Spring Meeting and workshops.

Diane announced that the board discussed alternatives for future meetings and last night decided to try a new format for the Fall Meeting in 2018 with a retreat style. Rather than having a national and local teachers, members will all have an opportunity to bring their own projects to work on. The location will be in Hutchison. Plan to come sew, eat, and sleep in one venue. The Atrium venue has been used previously and is being updated. Registration will begin Thursday and continue through Friday and Saturday, September 7-9.
(continued on page 9)

Minutes (continued from page 8)

tember 27, 28 and 29, 2018. There will be no Fellowship in 2018. More fun will be announced as planning continues.

This is being tried at the suggestion of members through their feedback on evaluations received by the board.

Jeannine Bryan explained that Golden Oldies is a retreat for current and past board members of KQO. Golden Oldies began in 1993 because board members had to work at regular meetings and wanted a fun time. The third weekend of July is when it is held. Webster Conference Center in Salina has been reserved for July 20-22, 2018. Let Jeannine know if you would like information, a membership fee of \$10 is required to help defray costs. There is a signature block and block drawing which are optional for participants. There is dormitory lodging and motels are also available. The current board

meets on Saturday at the Golden Oldies retreat.

Pre-cuts were discussed.

Nancy Swanwick described the difference between scissors and shears.

Show and tell was presented.

15 minute break.

Reconvene. Descriptions were given of the three opportunity quilts.

Prospective national teachers were discussed. Suggestions included Edyta Sitar, Charlotte Angotti, Kim Diehl, Karen Styles, Jo Morton, Debbie Caffrey, Mystery Quilts, Bonnie Hunter and Diane Harris. Members were encouraged to complete the evaluation forms for this meeting. They were also asked to return name tags and plastic lanyards.

Reminder of the board meeting including new members before lunch for election of officers.

Kathy Delaney introduced Marj Banks who presented Seminole Piecing Art Quilts.

Break for lunch.

Reconvene.

Fellowship quilts description of class by Kelly Ashton. Sheila Fernkof is missing due to husband's surgery but photo was available. Kathy Delaney, Mary Pacey, Debbie Coddington, Linda Sobba, and Joy Schlochtermeyer all displayed quilts. Sue Roy presented one block. Christina Bloom's is a photo on Facebook, she couldn't attend due to new employment. Kathy Triplett was unable to locate her project.

Kathy Delaney introduced Nancy Swanwick who presented quilts she has done since she last presented to KQO in 2012.

Door prize drawings were completed. Members were reminded to fill out evaluation forms and return name tags.

The meeting was adjourned at 2:20.

Karen L. Scott, Secretary.

2018 KQO Proposed Budget

EXPENSES			INCOME		
Board Meeting Expenses	\$	100	Membership Income	\$	1,800
Committee Expenses	\$	200	Meeting Registration	\$	10,000
Filing Fees	\$	40	Reserve Income (2)	\$	1,900
Insurance	\$	260			
Membership Expense	\$	200			
Newsletter Expense	\$	200			
Office Expense	\$	200			
Advertising	\$	400			
State Meeting Expense (1)	\$	12,000			
Spring \$ 8000 Emporia					
Fall \$ 4000 Hutchinson (Retreat)					
Tax Preparation	\$	100			
Total Expenses	\$	13,700	Total Income	\$	13,700

NOTES:

1. Spring meeting has a national speaker coming from the West Coast. Our last four retreats have not brought in enough income to cover the cost of the speakers and the meeting place.
2. Money would come from our checking account which currently stands at \$13,079.

To make thread behave before sewing or appliqué run your needle & thread through a fresh folded dryer sheet. Magic! No more tangles or naughty little knots!

Kansas Quilters Organization



Membership Registration

One year membership in the Kansas Quilters Organization(KQO) runs from January 1 to December 31.

☐ 1 year -> \$20.00 ☐ 3 years -> \$50.00

Name _____

Phone _____

Address _____

City _____ State _____ Zip code _____

E-mail address _____

Previous KQO member? _____

Is any of the above information a change from your previously submitted contact information?

Send this form and any changes to:

Treasurer Rose M. Cantrell

812 Maine St.

Lawrence, KS 66044

410.703.2551

rosemcan1204@gmail.com

Please enclose a self-addressed, stamped envelope for the mailing of your updated membership card.

Make checks payable to Kansas Quilters Organization.

Please copy and give this form to a friend who is not a member of KQO.

KQO 2018 Spring Meeting Registration Form

June 7-9 2018

Avasté Hotel Suites & Conference Center • 2700 W. 18th Avenue • Emporia

This form must not be postmarked prior to April 27th. Final registration deadline is May 18.

Early-bird registration closes on May 4. LATE FEE of an additional \$10 will be added after May 18.

All fees are non-refundable. If you are not able to attend, you may transfer your registration to another member, however it is your responsibility to find your replacement and to collect your fee from them.

Hotel reservations are made by the individual. Call 620-341-9287 to reserve your room. Mention KQO.

Mail Registration Form and Check to: Rose Cantrell, 812 Maine St, Lawrence, KS 66044.

Choose how you want to receive your confirmation information:

_____ Email the information to _____ (Do not send in a SASE with registration)

_____ Mail the information to the address below. (Self-Addressed Stamped Envelope included with this form.)

Name _____

Address _____

City/St/Zip _____

Phone _____

Email _____

Please indicate any special accessibility/nutrition needs

KQO DUES

Membership must be current to attend meetings.

_____ One Year @ \$20 = \$ _____

_____ Three Years @ \$50 = \$ _____

WORKSHOPS

Workshops are held Friday, June 8 from 9 a.m. to 4 p.m. Please rank your choices as classes are filled on first come first served basis.

_____ Karla Alexander - Circles & Ovals Play

_____ Patti Pearce - Vintage Work

_____ UFO Room

MEETING REGISTRATION FEE

Full Registration:

Includes KQO Gift bag, Friday full-day workshop and lunch; Saturday general meeting, lunch, lecture by Karla Alexander, show and tell

_____ @ \$90 = \$ _____

Full Registration with Friday UFO Room:

Includes KQO Gift bag, Friday UFO room usage and lunch; Saturday general meeting, lunch, lecture by Karla Alexander, show and tell,

_____ @ \$70 = \$ _____

Saturday Only Registration:

Includes KQO Gift bag, Saturday general meeting, lunch, lectures


_____ @ \$45 = \$ _____

Please note: You may not sign up and attend Friday without paying for a full registration

Late Fee (if applicable) (Registration after May 18, 2018)

_____ @ \$10 = \$ _____

TOTAL OF FEES: \$ _____



Using Fabric D square and the Fabric B and C larger triangles make 4 units




Fabric C



Fabric B

Using the smaller triangles of Fabric B & C sew to the corner. Make 2 of each unit pictured above.



Sew the Fabric A triangle to each unit. This square should measure $6\frac{1}{2}$ ". Sew the squares together per large diagram.

12" block is **BOLD**, 6" block is ()

- A - Cut 2 @ $6\frac{7}{8}$ " ($3\frac{7}{8}$ ") square cut once on diagonal
- B - Cut 1 @ $5\frac{1}{4}$ " ($3\frac{1}{4}$ ") square cut twice on diagonal
1 @ $2\frac{7}{8}$ " ($1\frac{7}{8}$ ") square cut once on diagonal
- C - Cut 1 @ $5\frac{1}{4}$ " ($3\frac{1}{4}$ ") square cut twice on diagonal
1 @ $2\frac{7}{8}$ " ($1\frac{7}{8}$ ") square cut once on diagonal
- D - Cut 4 @ $3\frac{5}{16}$ " ($1\frac{15}{16}$ ") squares

Use the 12" instructions
to create the
2018 Spring Exchange Blocks!

Kansas Quilters Organization
c/o Rose Cantrell
812 Main St.
Lawrence, KS 66044

