



President's Notes

Hello Quilting Friends,

I am looking forward to seeing you all at the June 2 and 3 meetings in Manhattan, Kansas. Debbie Maddy is the guest speaker and there are many exciting things planned. In addition to the featured speaker workshop, your board is working very hard to bring several other workshops for your enjoyment. The details of the workshops will be in other places in this newsletter.

I am almost back to my old energy level and beginning to get some projects done around the house as well as some UFO's finished. Thanks to all of you for your sharing and encouragement on my journey. Also, I thank you for your patience. As your new President, I am still learning about KQO every day so you all need to thank a board member along the way as they are all helping me.

It is always great to have fun and sew with friends. So bring a friend, a new member or two, and join us for laughter and sewing. They say that laughter and friends and the best medicine in life.

See you in Manhattan.

Diane Okeson



Big Welcome to the Little Apple!

I'm so glad to be sitting here listening to the rain thinking about all of you and the fun to be had in June. I hope you all are as excited as I am! We have a lot on the agenda and a fun bunch of classes to choose from. I think everyone will find something to their liking.

This year we are welcoming Debbie Maddy from Graham, Texas, as our national speaker. She brings a lot of energy and spunk with her. On Friday, Debbie will be teaching a class called the "Labyrinth". Her style uses no "y" seams. Check out the sample picture in this Newsletter. Then on Saturday she will be doing two presentations, "No Diamonds, No Y Seams: Old Quilts, New Methods" and in the afternoon she will present, "Indigo Shibori: Dyeing from Itajime, Arashi, Kumo and Beyond."

We have three regional teachers and members teaching on Friday in addition to Debbie. They are Trudy Barker, Linda Henderson and Vevia Beaulieu.

Trudy Barker will be teaching a quilt by Judy Martin found in the book Stellar Stars. This quilt is a great way to use up some of your stash. This class would be perfect for the intermediate level quilter.

Linda Henderson will be showing us how to repurpose a men's suit coat. This class will show you how to make a beautiful bag out of something that may be hanging in your closet. This class would be perfect for those intrigued by repurposing.

Vevia Beaulieu will be presenting a class on applique. If you've tried applique and found it lacking or were confused by the various methods that are used, take this class with Vevia and she will show you many different styles and you may just find the perfect fit.

And last but not least there will be space for those who don't want to take another class but would love to work on their own PHD (projects half done). [Sorry had to throw that in.] We are in a college town. Turn the page to find your fancy in the class of your choice! See you all soon.

2017 KQO Board

(tenure), phone & email list

Christina Bloom (6), 232 W. 9th, Junction City, KS 66441, 785-761-7711, Christina_1968@cox.net, T

Bernice Bounds (2), 413 W. Lincoln, Lyons, KS 67554, 620-680-1518, T

Charlene Calhoon (6), 2901 Colt Dr., Lawrence, KS 66049, 785-841-2299, charlenec@sunflower.com, No T

Rosemary Cantrell (2), 812 Maine Street, Lawrence, KS 66044, 410-263-4709, rosemcan1204@gmail.com, T

Kathy Delaney (rep. 3), 13327 Barkley, Overland Park, KS 66209, 913-897-5415, kathy@kathydelaney.com

Grace Evans (3), 1635 Avenue Y, Genesco, KS 67444, 620-824-6031, glocknblock@hometelco.net, No T

Delia Harder (5), 3003 S. Broadacres Rd., Hutchinson, KS 67501, 620-960-4380, T

Joyce Hicks (5), 24 S. Ardmore, Hutchinson, KS 67501, 620-960-2772, nanabear4199@yahoo.com, T

Mary Johnson (3), PO Box 1356, Dodge City, KS 67801, 316-308-2230, omco1356@yahoo.com, T

Kathy Law (1), 609 Road 110, Emporia, KS 66801, 620-342-7714, kathy.law48@gmail.com

Jillann Mahoney-Dawdy (2), 3743 Sunset Dr., Grantville, KS 66429, 785-817-5042, T

Tony Munoz (4), 1328 Grand Ave., Parsons, KS 67357, 620-421-0886, mr_em48@hotmail.com, T

Diane Okeson (2), 605 E. 34th Ave., Winfield, KS 67156, 620-229-3944, dokeson@cox.net, T

Sue Roy (5), 521 N. Walnut, Newkirk, OK 74647, 580-362-3860, sue.roy.0615@sbcglobal.net, T

Joy Schlochtermeyer (1), 527 SE 80th Avenue, Ellinwood, KS 67526, 620-564-2737, joyandpaul@hbcomm.net

Karen Scott (1), 1518 Berkeley Rd., Emporia, KS 66801, 620-342-0593, karenscott51@gmail.com

Linda Sobba (1), 116 W. 5th, Ellinwood, KS 67526, 620-564-3095, sobba.linda@gmail.com

Jennifer Stevens (4), 505 David Ave., Holcomb, KS 67851, 620-640-1767, jasimmo@gmail.com, T

Dorothy Stevenson (5), 627 SW MacVicar, Topeka, KS 66606, 785-233-2674, katzenquiltz@cox.net, No T

Kathy Triplett (6), 708 Crestview Dr., Junction City, KS 66441, 785-238-3218, kjtriplett@embarqmail.com, No T

Spring Into Manhattan

June 2 - 3, 2017

Room Reservations at Manhattan Hotel

KQO Spring meeting will be held at the Four Points by Sheraton located at 530 Richards Dr. To make reservations with the KS Quilters Organization rate call 1-888-627-8649. The rate will be \$86 per night, breakfast included. If you wish to have a 1st floor pool side or king room the price will increase by \$20 per night. Please remember to mention our name to receive your discount. Make your reservations by May 12 to receive the special KQO discount.

Items for Goodie Bags

We will pack the bags at the hotel on Thursday June 1st from 3 to 4:30. Any guild or quilt shop having items to be placed in the goodie bags need to deliver them to Christina Bloom at 232 W. 9th St., Junction City, KS 66441 prior to May 30th or to the registration area at the hotel no later than 3 p.m. Thursday June 1st. Any items not received by 4 p.m. Thursday will be given out at the registration table Friday and Saturday.

Door Prizes

Everyone looks forward to this part of our meeting. Anyone who received a door prize at a previous meeting is requested to bring one to the next meeting they attend. Please bring your donation to the registration table.

Opportunity Quilts

Any guild having an opportunity quilt is allowed to bring it to display and gather donations. Each guild is responsible for displaying their quilt and collecting funds. These will be shown at the general meeting on Saturday.

Irons for Classes

Based on the number of electrical outlets in the classrooms, personal irons will not be allowed to avoid blowing the circuits. A small number of ironing boards will be provided by the hotel and we will need a few people from each class to bring an iron to share with the classroom. We apologize for the inconvenience but want everyone to be able to use their sewing machines without interruption.

KQO Spring 2017 Schedule

Thursday, June 1, 2017

Registration (Four Points by Sheraton) 5-8 p.m.
Classrooms open to store sewing machines and essentials 7-8 p.m.

Friday, June 2, 2017

Breakfast on your own
Registration (Hallway to classrooms) 8-9 a.m.
Workshops 9 a.m.-noon
Lunch provided 12-1 p.m.
Workshops 1-4 p.m.
Vendor set up 1-4 p.m.
Dinner on your own/shopping 4-7:30 p.m.
Board Meeting

Tallgrass Room

4:30-6:30 p.m.

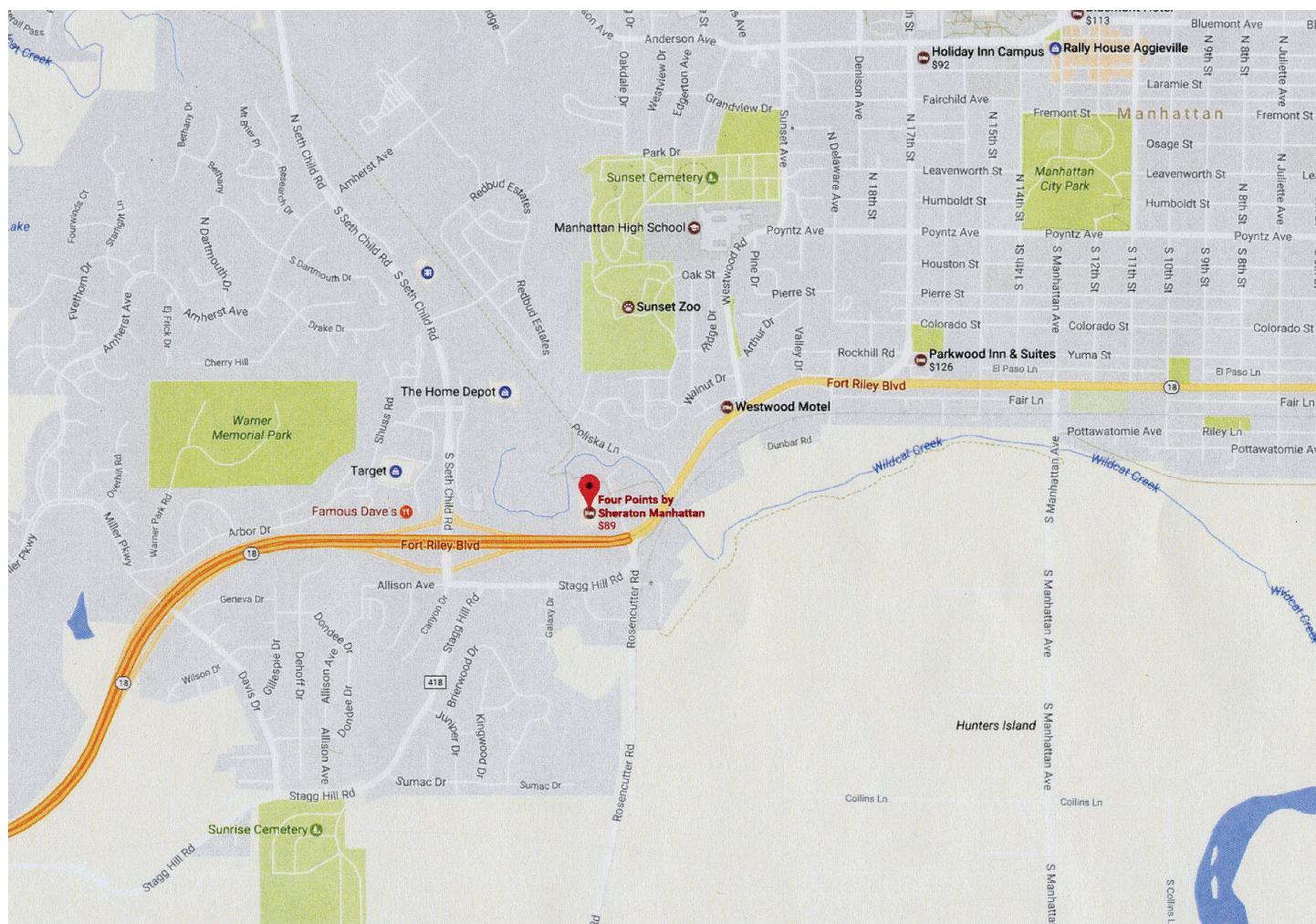
Evening Activity

7:30 p.m.

Saturday, June 3, 2017

Breakfast on your own
Registration (Hallway to classrooms) 8-9 a.m.
KQO General Meeting, Class Show and Tell, Debbie Maddy Lecture, Block Drawing 9 a.m.-noon
Lunch provided 12-1 p.m.
Debbie Maddy Lecture 1-3 p.m.

Room Assignments for classes and lectures will be given at registration.



Room assignments for classes and lectures will be given at registration.

Make your reservations by May 12 to receive special KQO rates.

Featured Speaker for Spring 2017—

Debbie Maddy

The Labyrinth Quilt—

Debbie is a pattern designer for Calico Carriage Quilt Designs, a fabric designer for Moda Fabrics and an internationally traveling teacher for quilt guilds and quilt shops. In 2005, she taped an episode of Simply Quilts with Alex Anderson for HGTV. In 2013 and again in 2015 Debbie was nominated for Teacher of the Year by the International Association of Professional Crafters. In 2014 Debbie taped her first online quilt class for Craftsy. Her quest for all things new has brought her to the world of fiber dyeing. She loves all kinds of dyeing from the ancient art of Indigo to the fun newer art of Ice Dye. In 2016 she went to Japan for 10 days to further her study of Shibori and Indigo. Her adventures of traveling, teaching and meeting new people have been a dream come true.



Supplies—

Supply lists and fabric requirements will be supplied with your class confirmation per the instructor. Please indicate size on your registration form.

Debbie Maddy
940-549-4058

Class description—

The Labyrinth is hands down my most popular quilt pattern. If you need to make a quilt for a guy - this is the quilt! The class instructions include fabric placement, pressing, pinning and quilting for an amazing quilt. Have no fear, this quilt is for ALL levels of quilters. It is simple to piece but looks far more difficult.



Vevia Beaulieu

Choose *YOUR* Way to Applique!—

Vevia (pronounced Ve va') was born in Lansing, Michigan, spent over half of her life in Fort Myers, Florida, and retired to Clay Center, Kansas in 2007. For a good amount of her life, she was learning from her maternal Grandmother and Great Grandmother about hand work. From cleaning, cooking, sewing, embroidery, crocheting, and quilting – they passed along their knowledge to Vevia. Baby sweater sets, quilts, bags, etc. were a joy for Vevia to make and give.

In 2005, one of Vevia's younger sisters introduced her to the rotary cutter and the mat – from there Vevia has been soaking up the techniques and ideas of quilting in this day and age and passing it along to others. Vevia has several First Place and Grand Champion wins in local fairs; however, they never top the thrill of seeing one of her students win a top honor. Vevia thinks the greatest gift her grandmothers gave her was the love of passing along the knowledge.

Class description—

In this workshop, Vevia will use the morning to give class participants hands-on experience of at least eight techniques in applique. She will share the pros and cons, supplies, tips and hints that she has gathered through the years. Before the lunch break, participants will have a chance to choose **THEIR** way to appliqué and start on one of the three possible projects. (The Blue Bird of Happiness – make him the color you want, Remembrance or Free Ranging) The afternoon will continue with participants working on their chosen project.



My Blue Bird of Happiness
Scandinavian style applique look
approx. 17" square



Remembrance
16 1/2" x 16 1/2"




Free Ranging
approx. 15 3/4" square

Most of the appliqué work will be done by hand. Feel free to bring your sewing machine and share with others. Regular foot and white thread is all that is needed. Only a few sewing machines to share will be needed.



Same Vevia Beaulieu
only the age changes

Supplies—



Completed 'Blank Slate'
Has hanging sleeve, is quilted, bound, ready
approx. 16 1/2" x 16 1/2"

- **MUST BRING A COMPLETED 'BLANK SLATE'** – minimum of 16 1/2" square. This consists of a light colored front fabric, sandwiched with batting and a back fabric – fully quilted (grids are okay), hanging sleeve attached and bound.
- Cloth scissors and paper scissors
- #2 school pencil (mechanical pencils are too sharp)
- Sharpie fine point permanent marker
- Pilot Frixion Pen
- Applique pressing sheet
- Turning tool (Bodkin, or purple thing, whatever you use to turn things inside out)
- Fabric Scraps of at least 10" square – check out the pictures of the three possible patterns to get an idea of what you would like to do and how many colors of your choice you would need.
- Cotton Thread to match your fabrics or one shade darker (silk is okay)
- Hand sewing needle of your choice and Thimble
- Applique pins (if you have)

Other supplies for the workshop will be provided by the instructor for a kit fee of \$10.00.

Linda Henderson

Suit Jacket Purse—

Sewing is a lifelong passion of Linda's. She has over 50 years' experience sewing clothing, home décor and accessories. She graduated from Kansas State University with a degree in clothing and textiles and became a trained sewing instructor through a course offered by the Sewing and Craft Alliance. She has taught classes for sewing guilds in the area and to military dependents at Fort Riley. She is a member of the Sunflower Quilt Guild and the American Sewing Guild, Kansas City Chapter.



Class description—

Does your boyfriend, father, husband or son have a suit jacket hanging in the back of their closet that they no longer wear? How about taking that jacket and turning it into a classy purse with loads of pockets for yourself or someone else? Don't have a jacket hanging around? Visit your local thrift shop and score one for around \$5.00.

Before Class: Clean jacket if any spots or stains are visible. Remove any buttons from jacket front and cuffs. Deconstruct jacket by removing lining from jacket and any shaping materials in shoulder area. Remove front facings. Remove sleeves from jacket and lining. Open shoulder seams. Open the jacket bottom and sleeve hems. Open underarm seam on sleeves on both fabric and lining.

See you in class!



Supplies—

- 1 Men's suit Jacket (at least 17" wide between shoulders and 27" in length from shoulders down). We will use both the jacket fabric and lining.
- Fusible Fleece – 42" wide, ½ yd.
- Cut 2 – 13 ½" x 17" for Body of purse
- 2 – ¾" x 32" for Straps
- Pellon 808 Interfacing (or Craft Fuse) 21" wide, 2 yds
- Cut Pellon 4 – 12 ½" x 16" for Body of purse and lining
- Cut Pellon 2 – 9" x 17" for Outside pockets
- Cut Pellon 3 – ¾" x 21" for Straps
- 1 ea ¾" Magnetic Snap (the type with prongs)
- Thread to match fabric
- Size 14 needle and Jeans needle
- Sewing Machine
- Scissors
- Straight pins
- Rotary Cutter
- Cutting Mat
- Acrylic rulers if you have them
- Optional:
 - Clover Shape and Create – for Purse Bottom
 - Wax paper, parchment paper, or Freezer paper to make pattern pieces if you would like.

Trudy Barker

Capistrano Quilt—

Trudy Barker lives on a farm south of Chapman, Kansas, with her husband and a dog, two cats, four guineas, and some wild pheasants. She has three grown children and five teen-age grand children living in Lincoln, Nebraska, Oklahoma City, and Shreveport Louisiana. She is active in her church and loves to garden as well as quilt. She belongs to two guilds and is currently serving as president of the Sunflower Quilter's Guild in Junction City.



She also is a members of two bees and teaches quilting classes at two quilt shops. She is also a member of AQS and has been to Paducah to the AQS show and is planning a trip to Houston in the fall.

Trudy has been quilting since her retirement 20 years ago. Her quilting interest comes naturally because her grandmother and her mother were quilters also. She has several quilts made by each of them and treasures the workmanship and creativity demonstrated in these quilts. Trudy really loves a challenge and tries to find projects that will stretch her knowledge and skills. The Capistrano quilt is one that she particularly enjoyed putting together because of the new skills and insights learn from its completion, and it was made entirely from fabric already in her stash.

Trudy purchased a mid-arm quilting machine three years ago and is teaching herself to free motion quilt. She gleans information about free motion quilting from searching the internet and Youtube demonstrations as well as just trying new things as she quilts. She has been a member of KQO for several years and is looking forward to teaching this class at the spring meeting in Manhattan.

Class description—

This quilt is a perfect quilt to make from fabric you have in your stash. The main thing to keep in mind is color value. The darks need to be dark to highlight the star points. All the stars are made with complementary mediums. They need to be medium hues, but of colors in the same family. Then the lights need to set off the blocks. You can use a variety of cream fabrics, or you can use one color throughout. If you want to use your stash, I would recommend a variety of lights. You can also choose a color scheme to use throughout and buy all new fabric, if you wish. For example, if you have a particular line of fabric you want to use you can make it entirely of that line, or you could use blues and yellows, or shades of red, or rainbow colors or whatever you like.

The pattern is from a Judy Martin book called Stellar Stars. You will need the book for the class. There will be some books available, if you are unable to purchase one near you. Contact me at: tgbarker42@gmail.com.

The finished quilt measures 65 5/8 x 65 5/8. The Block size is 24 3/4 finished.

Supplies—

- Sewing machine
- Marking pencil
- Neutral color of thread
- Rotary Cutter and mat
- 6 x 12 inch ruler
- Pins and the other usual supplies for making quilts
- A small iron would be handy

Fabrics—


- Darks: 7 fat quarters
- Mediums: 13 fat quarters
- Creams: 12 fat quarters

If you are using yardage, use equivalent measurements.

Trudy Barker
2054 2400 Ave.
Chapman KS 67431
tgbarker42@gmail.com
785-922-7124 (home)
785-226-0389 (cell)



KQO Spring Exchange Block for you—



SPRING CHARM BASKET

This block finishes 9" x 9" and is meant to showcase your favorite floral print (the red space is supposed to be a floral print). Yellow and blue just sing spring!

For each block you will need:

7" x 12" piece of a pale yellow print for background

8" x 15" piece of a medium blue print for the basket

8" x 14" piece of a light blue print for the basket

7 1/2" square of a pretty floral for the basket contents

CUTTING

From the pale yellow print:

Cut (1) 5 3/8" square and cut the square diagonally once for (2) 1/2-square triangles for the upper corners.

Cut (1) 5 3/4" square and cut diagonally twice for (4) 1/4-square triangles for the two side triangles (you will have two left over).

From the medium blue print:

Cut (1) 1 1/2" x 7 1/2" strip and subcut for (5) 1 1/2" squares for the basket center 9-Patch and handle tip.

Cut (2) 1 1/2" x 6 1/8" (yes, that's correct) strips for the basket handle.

Cut (2) 1 1/2" x 4" strips for the basket.

From the light blue print:

Cut (1) 5 3/4" square and cut diagonally twice for the basket base (you will have two left over).

Cut (1) 1 1/2" x 7 1/2" strip and subcut for (5) 1 1/2" squares for the basket center 9-Patch.

Cut (4) 1 1/2" x 4" strips for the basket.

From the floral print:

Cut (1) 7 1/4" square and cut diagonally twice for the basket contents (you will have three triangles left over).

SEWING *(taking care to sew with an accurate scant 1/4" seam allowance)*

Arrange the (5) medium blue and (4) light blue 1 1/2" squares to make the center 9-Patch unit. Sew the 4" long strips into two strip sets with the medium blue strip between the light blue strips. Sew the end of the strip sets to two adjacent sides of the 9-Patch as shown above. Sew the two yellow 1/4-square triangles to the two light blue 1/4-square triangles as shown above, sewing along the shorter (bias) edges. Sew these triangle units to the 9-Patch basket as shown. Align a rotary cutting ruler parallel to the bottom edge and 3/8" above the top corner of the 9-Patch and trim away the excess from the top edge so you are left with the basket as shown.

Sew the remaining light blue 1 1/2" square to the end of one of the 6 1/8" strips. Sew the other 6 1/8" strip to a short (bias) side of the floral triangle. Sew the other pieced strip to the other short (bias) side of the triangle as shown above. Sew the 1/2-square triangles along the longer (bias) sides to the basket handles, completing the upper half of the block. Sew the two halves together as shown, to complete the block. At this point it should measure 9 1/2" square.

© 2017 Kathy Delaney for the KQO membership (may not be copied and distributed outside the KQO organization)

Exchange blocks are given in each KQO newsletter for members to make
and bring to the next retreat.

The blocks are then put into a drawing with winner take all.

The more blocks you make, the more chances you have to win all the blocks.

Meeting Minutes From Parsons

President Tony Munoz called the General meeting to order at 9:00 a.m. in the Municipal Building Auditorium in Parsons. He introduced Jennifer Stevens, vice-president in charge of this meeting, and welcomed us to Parsons. Tony and Jennifer worked together in organizing this meeting, and he thanked Jennifer for all her hard work in getting everything accomplished.

Minutes of the Spring 2016 general meeting were printed in the newsletter. Kathy Law moved to approve the minutes, and the motion was seconded and carried.

Treasurer's Report was presented by Mary Pacey, who reported current balances of \$16,661.31 in the checking account and \$6,656.84 in the CD, for a total of \$23,318.15 before paying bills for this weekend. Jeannine Bryan moved to accept the treasurer's report. Motion was seconded and carried. The Early Bird drawing was held and Pat Walters

was the winner who will receive one day's free registration for a state meeting within the next year. Those eligible for the drawing were people who had submitted their registration for this meeting by the deadline. Mary announced that she has some KQO bookmarks left for distribution to guilds and quilt shops. Please see her if you can deliver some of these. Mary noted that membership is down to 179 members, and that we need to recruit more members.

Jennifer Stevens spoke about our website and Facebook page. She reminded those who use Facebook to "friend" KQO, join the private page, and encouraged us to post things on it.

Some of the policies and procedures are being reviewed and the Board will vote on finalizing those. They will be added to the website when complete.

Tony invited us to the spring meeting in Manhattan June 2-3, 2017. The meeting will be at the Four Points by

Sheraton, and the featured speaker will be Debbie Maddy from Calico Carriage Quilt Designs. Motel rooms have been reserved for the nights of June 1 & 2 at the KQO rate of \$86 plus tax. Pool side or business class rooms are \$20 more. Telephone number for reservations is (785) 539-5311. Dorothy Stevenson will be working with Christina Bloom on obtaining regional teachers for the meeting. In the Fall of 2017 we will be meeting in Lyons with Marge Banks as the featured teacher presenting a class on Seminole piecing with a modern twist. Our Spring 2018 meeting will be in Emporia with Karla Alexander as the featured teacher.

Jeannine Bryan spoke about Golden Oldies, a retreat for past and present Board members, which is scheduled for July 14-16 at the Webster Conference Center in Salina. She noted that she plans to change banks because the cur-

(continued on page 12)



20% Discount
June 2nd & 3rd
With this ad

Quilter's Yard

722 N Washington St
Junction City, KS
785-307-0774
www.quiltersyard.com

Hours:
Tuesday - Friday
10-5
Saturday 10-3

Kansas Quilters Organization



Membership Registration

One year membership in the Kansas Quilters Organization(KQO) runs from January 1 to December 31.

☐ 1 year -> \$20.00 ☐ 3 years -> \$50.00

Name _____

Phone _____

Address _____

City _____ State _____ Zip code _____

E-mail address _____

Previous KQO member? ☐

Is any of the above information a change your previously submitted contact information? ☐

Send This Form and Any changes to:

Treasurer Rose M. Cantrell

812 Maine St.

Lawrence, KS 66044

410.703.2551

rosemcan1204@gmail.com

Please enclose a self-addressed, stamped envelope for the mailing of your updated membership card.

Make checks payable to Kansas Quilters Organization.

Please copy and give this form to a friend who is not a member of KQO.

Future KQO Meetings

July 14 -16, 2017

Golden Oldies

Salina

September 29-30, 2017

Fall Retreat

Lyons

Featuring Marge Banks with Seminole piecing

June 1-2, 2018

Spring Retreat

Emporia

KQO 2017 Spring Meeting Registration Form

June 2 & 3, 2017 • Four Points by Sheraton, 530 Richards Dr. • Mnahattan, KS

This form must not be postmarked prior to April 21. Early-bird registration closes on April 28. Final registration deadline is May 12, 2017. LATE FEE of an additional \$10 will be added after May 12.

All fees are non-refundable. If you are not able to attend, you may transfer your registration to another member, however, it is your responsibility to find your replacement and to collect your fee from them. Hotel reservations are made by the individual. Call 888-627-8649 to reserve your room. Don't forget to mention KQO.

Mail Registration Form and Check to: Rose Cantrell, 812 Maine St., Lawrence, KS 66044. Choose how you want to receive your confirmation information:

_____ E-mail the information to _____ (Do not send in an SASE with registration)

_____ Mail information to the address below. (Self-Addressed Stamped Envelope included with this form.)

Name _____

Address _____

City/St/Zip _____

Phone _____

Email _____

Please indicate any special accessibility/nutrition needs

KQO DUES

Membership must be current to attend meetings.

_____ One Year @ \$20 = \$ _____

_____ Three Years @ \$50 = \$ _____

WORKSHOPS

Workshops are held Friday, June 2 from 9 a.m. to 4 p.m. Please note your 1st, 2nd and 3rd workshop choice as classes are filled on first come first served basis.

_____ Debbie Maddy - Labyrinth Quilt

_____ Trudy Barker - Capistrano Quilt

_____ Vevia Beaulieu - Applique Your Way

_____ Linda Henderson - Suit Coat Purse

_____ UFO Room

MEETING REGISTRATION FEE

Full Registration:

Includes KQO Gift bag, Friday full-day workshop and lunch; Saturday general meeting, lunch, show and tell, Debbie Maddy lectures

_____ @ \$90 = \$ _____

Full Registration with Friday UFO Room:

Includes KQO Gift bag, Friday UFO room usage and lunch; Saturday general meeting, lunch, show and tell, Debbie Maddy lectures

_____ @ \$70 = \$ _____

Saturday Only Registration:

Includes KQO Gift bag, Saturday general meeting, lunch, show and tell, Debbie Maddy lectures

_____ @ \$45 = \$ _____

Please note: You may not sign up and attend Friday without paying for a full registration

Friday Night Activity - TBD

May Pay at the Door

_____ @ \$5 = \$ _____

Late Fee (if applicable)

_____ @ \$10 = \$ _____

Fall 2017 Meeting (continued from page 10)

rent bank will begin charging a monthly service fee. Diane Okeson has agreed to be the alternate signer on the bank account. It was agreed by acclamation for Jeannine to change banks and update the alternate signer on the account.

Seven opportunity quilts were on display as well as a calendar for sale, and Tony encouraged us to buy tickets in support of each of these guild projects.

Christina announced the KQO fundraiser for this meeting is a raffle with several nice prizes. Tickets are for sale for \$1 each or 6 for \$5. The drawing will be held after lunch.

Tony asked for nominations to fill four Board member positions. Those who volunteered were Joy Schlochtermeyer, Linda Sobba, Beth Coldwater and Karen Scott. Kathy Delaney made a motion that we elect them to the Board. Motion was seconded and carried. Kathy Delaney will finish the last year of Raylene West's term. The terms of Tony

Munoz and Jennifer Stevens are expiring and they are both willing to serve another three-year term. Diane Okeson moved that we elect them to another term. Motion was seconded and carried.

Tony called our attention to his quilts which were hanging on display on the balcony railing and he spoke about several of the quilts. He invited us to visit the Carnegie building across the street, where he has even more quilts on display. We were impressed with his work and thanked him for sharing his quilts with us.

After taking a break, the meeting reconvened at 10:10. Door prizes were given out. Mary Pacey won the drawing for the exchange blocks.

Tony introduced guest speaker Kelly Ashton, who gave a lecture about using various types of pre-cuts in quilting projects. She showed many examples of quilts that were made using fat quarters, jelly rolls, layer cakes, charm packs and

other sizes of pre-cuts.

We adjourned for lunch, and reconvened at 1:00. More door prizes were given out. The Class Show and Tell was held, with those who took classes yesterday displaying the projects they worked on, followed by regular Show and Tell.

The drawing for the raffle items was held. Winners included Dorothy Stevenson, portable cart; Sheila Fernkopf, ironing/cutting board; Mary Pacey and Linda Headings, pincushion kits. It was reported that we made over \$100 on this raffle.

Kelly Ashton gave a lecture on "Hexagons, Diamonds, Triangles and More" and showed many quilts which were made using patterns from her book.

We were reminded to turn in evaluation forms for this meeting.

The meeting adjourned at 2:40 p.m. Board members were reminded to stay for a brief meeting to elect officers for next year.

Secretary, Kathy Triplett



Large selection of Batiks,
30's, brights, notions, books,
and patterns, and kits.

BERNINA
made to create

WELCOME TO MANHATTAN!

ALL ABOUT QUILTS

8651 E. U.S. HWY 24

MANHATTAN, KS 66502

785-539-6759

OPEN UNTIL 7:00 P.M

JUNE 2ND & 3RD

JANOME
WHAT'S NEXT

