



# Kansas Quilters Organization

ksquilters.org

Vol. 31, No. 2 Fall 2015

## Muñoz Memo...

Here's another note from me folks.

I hope you're all doing well and staying out of this heat whenever you can.

So, did those of you able to attend, have fun in Hutchinson? I really did!! I want to thank Joyce Hicks and Delia Harder who were in charge of the meeting and the rest of the board who helped work the meeting. Were there some problems to deal with? Yes, but we were able to deal with them and know what to expect next if something should not work out as planned. I hope everyone learned something new and made new friends. I know the cool air was not working for some (I was in one of those rooms) and I thank you for helping to better the situation.

I also want to thank those members who volunteered to be on the board to complete some terms and those who offered to run for board. We haven't had that happen in a very long time without begging and begging for nominees.

KQO in Topeka is coming up! I know many are not happy with me (so what's new) for recommending the dropping of the UFO room, but we do need to support all our teachers and all their work and time to be teaching us. So try something new or try something old possibly a different way and see how much fun it will be with other KQO members in the class. I am going to do so!!

One suggestion to this change was to have a whole weekend of only UFO and not hire teachers and help each other. Hmmmmmm!!

Hope to see you all in Topeka.

The Door Prizes give away went well. We didn't have so much to deal with at the meeting. This meeting in Topeka those whose last name starts with A, B, D, E, G, H, I, L, P, R, S, U and V and who have won a Door Prize in a past attendance and hasn't been able to bring one to a meeting are asked to bring a nice Door Prize that you yourself would like to win. The Door Prize may consist of one item or a nice bundle of items. Now

(continued on page 8)

## WELCOME TO TOPEKA

Come and join us for the KQO meeting on October 16-17, 2015. Come a day or two early and visit your State Capitol building that has been recently renovated. Climb the 296 steps to the top of the 306-foot dome. See "Ad Astra" the 22-foot sculpture of a Kanza Indian warrior on top of the dome. Other things at the capital to see are: the dome chandelier, John Steuart Curry murals, Representative Hall, Senate Chamber, and the visitor center. It took over eight years for the renovations and over \$320 million.

Visit Cedar Crest, home of the governor. Old Prairie Town at Ward-Meade Historic Site. Brown v. Board of Education National Historic Site, Kansas Museum of History, Great Overland Station, Motorcycle Museum at Topeka Harley-Davidson, Topeka Cemetery, Holley Museum of Military History, Combat Air Museum, Mulvane Art Museum, Kansas National Guard Museum, Charles Curtis House and the Topeka Zoo. Art Walk in North Topeka the first Friday of every month is a community affair. Plus activities at Washburn University, Helen Hocker theatre, Expo Center, Topeka Civic Theatre and Academy, Performing Arts Center, etc.

Our national teacher and lecturer is Amy Bradley from Lawrence. She will be teaching her "Applique Technique Class". We have four regional teachers/members teaching on Friday in addition to Amy. Jean McDonald will be teaching a class on the "Cotton Rainbow Quilt", Myrna Schmidt will teach the "Fat Quarter Purse", DeAnn Boggs will teach the "Twister Christmas Tree Quilt", and Jeanne Poore will be helping those who have taken a previous quilt class from her and are needing some help.

We look forward to seeing you and welcoming you to our city.

## Fellowship Notes

Those of you who took the Fellowship class with Reeze Hanson last fall, don't forget to bring your finished project and photos of you teaching the technique to others. We will have a couple of tables set up for you to display your projects, on Saturday.

# 2015 KQO Board

(tenure), phone & email list

**Judy Bean** (3) 6143 NW North Hills Dr., Topeka, KS 66617  
785-246-4206 (h), judy.bean@cox.net

**Christina Bloom** (4) 232 W. 9th, Junction City, KS 66441  
785-761-7711, Christina\_1968@cox.net

**Elaine Boese** (3) 1174 11th Rd., Marysville, KS 66508  
785-346-2643, eboese@ymail.com

**Jean Buchanan** (3) 9339 SW 53rd St., Topeka, KS 66610  
785-478-9275, jeanbuchanan65@gmail.com

**Jean Buoy** (6) P.O.Box 383, Concordia, KS 66901  
785-243-7228, jibuoy@sbcglobal.net

**Charlene Calhoon** (4) 2901 Colt Dr., Lawrence, KS 66049  
785-841-2299, charlenec@sunflower.com

**Beth Coldwater** (4) 830 Ave. O, Chase, KS 67524  
620-680-0324, bcoldwater39@yahoo.com

**Ann Domsch** (5) 4024 Lindsey Dr., Manhattan, KS 66502  
785-565-1590, adomsch@ksu.edu

**Grace Evans** (1) 1635 Avenue Y, Geneseo, KS 67440 620-  
824-6031, glocknblock@hometelco.net

**Delia Harder** (3) 3003 S. Broadacres Rd., Hutchinson, KS  
67501; 620-960-4380

**Penny Helderman** (5) 111 Locust Ave., Box 105, Kanorado,  
KS 67741; 719-343-5223, pennyhelderman@yahoo.com

**Joyce Hicks** (3) 24 S. Ardmore, Hutchinson, KS 67501  
620-960-2772, nanabear4199@yahoo.com

**Mary Johnson** (1) PO Box 1356, Dodge City, KS 67801  
316-308-2230, omoco1356@yahoo.com

**Sally Kreger** (2) 205 Hall St., Spearville, KS 67876  
620-393-5116, sallykreger@hotmail.com

**Tony Munoz** (2) 1328 Grand Ave., Parsons, KS 67357  
620-421-0886, mr\_em48@hotmail.com

**Mary Pacey** (5) 1952 E. Sleepy Hollow Dr., Olathe, KS  
66062; 913-940-1368, qstitcher@hotmail.com

**Sue Roy** (3) 521 N. Walnut, Newkirk, OK 74647  
580-362-3860, Sue.roy.0615@sbcglobal.net

**Jennifer Stevens** (2) 505 David Ave., Holcomb, KS 67851  
620-640-1767, jasimmo@gmail.com

**Dorothy Stevenson** (3R) 627 SW MacVicar, Topeka, KS  
66606; 785-233-2674, katzenquiltz@cox.net

**Kathy Triplett** (4) 708 Crestview Dr., Junction City, KS  
66441; 785-238-3218 kjtriplett@embarqmail.com

**Raylene West** (1) PO Box 996, Dighton, KS 67839 620-  
397-5769, jmkrwest@gmail.com

## Travel to Topeka October 16-17, 2015

### Room Reservations At Topeka Ramada West

Rooms have been reserved for those from out of town (in town if you want) at the Ramada Topeka West, 605 SW Fairlawn Road. Call 785-272-8040 to reserve your room to-day. Cost is \$79 + taxes. Please mention you are with Kansas Quilters Organization. This rate will be kept open until September 25, 2015. The hotel does have an elevator and swimming pool (bring your swimsuits). Breakfast is buffet with a full hot meal. Refrigerator and microwave in each room. Three handicapped rooms reserved so get your reservations in early. Check in time: 4 p.m., check out time is noon.

### Items for Goodie Bags

Any guild or quilt shop is welcome to bring items for the goodie bags. These items need to be delivered to Judy Bean (6143 NW North Hills Dr, Topeka, KS 66617) before October 15 OR brought to the hotel lobby by 4 p.m. Any items not received by 4 p.m. will need to be handed out at the Friday morning, Friday evening or Saturday morning registration table.

### Door Prizes

Everyone looks forward to this part of our meeting. Anyone receiving a door prize at a previous meeting is requested to bring one back to the next meeting they attend. Also anyone attending whose last name starts with the letters A, B, D, E, G, H, I, L, P, R, S, U and V. Please bring only one item or bundle that you yourself would love to win.

### Opportunity Quilts

Any guild having an opportunity quilt is allowed to bring it to display and gather donations. Each guild is responsible for displaying the quilt and collecting the funds. These will be shown on Saturday in the church hallway.

### Opportunity Basket

There will be an opportunity basket provided by quilting product companies. Tickets will be available Friday and Saturday. Drawing will be held at the end of the Saturday afternoon lecture. Thanks for your support.

### Irons for Classes

Based on the number of electrical outlets in the classrooms, personal irons will not be allowed to avoid blowing the circuits. A small number of irons and ironing boards will be provided for use in each classroom. We apologize for the inconvenience, but want everyone to be able to use their sewing machines without interruption.

# 2015 Fall Meeting Schedule

## Thursday, October 15

4:00-9:00 Registration  
Ramada Inn Lobby

## Friday, October 16

7:00-8:30 Breakfast  
Hotel – For Hotel guests

8:00-8:45 Registration  
Fairlawn Church of the Nazarene

9:00-4:00 Workshops  
Fairlawn Church of the Nazarene

Noon-1:00 Lunch  
Lunch Room at Church

4:00-8:00 Shopping  
Shopping with vendors and locally

4:30-7:30 Board Meeting  
McFarland's Restaurant

7:00-8:00 Registration  
Fairlawn Church of the Nazarene

8:00-9:00 Program  
Night of Music and Quilts by Country Quilters

## Saturday, October 17

7:00-8:30 Breakfast  
Hotel – For hotel guests

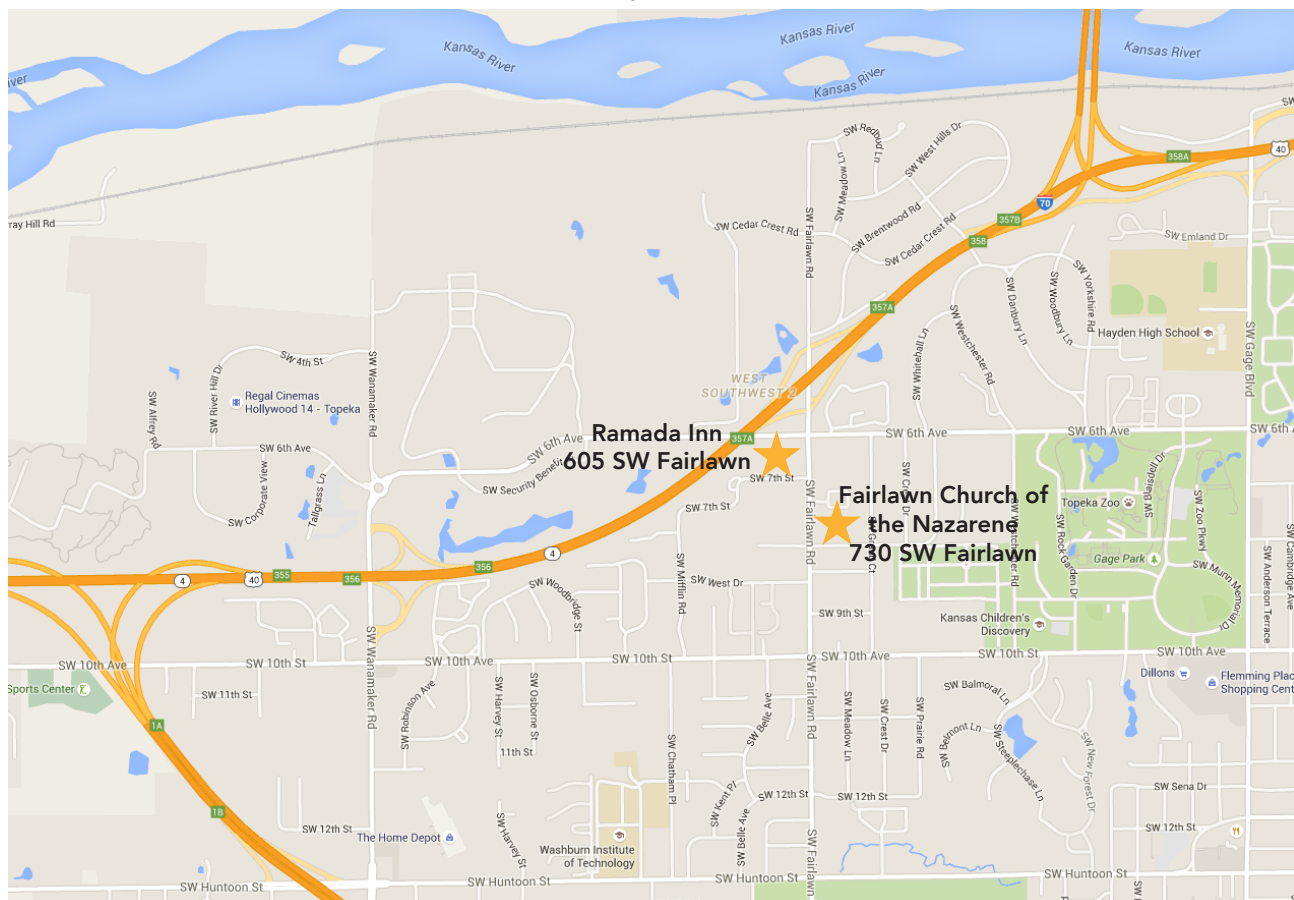
8:00-8:45 Registration  
Church

9:00-noon KQO General Meeting,  
Class Show and Tell, Block Drawing,  
Door Prizes, Lecture by Amy Bradley  
Church Sanctuary

9:00-3:00 Shopping  
Vendors

Noon-1:00 Lunch  
Lunch Room at Church

1:15-3:00 Lecture by Amy Bradley  
Opportunity Basket, Show & Tell  
Church Sanctuary



Room assignments for classes and lectures will be given at registration.

***Make your hotel reservations by September 25 to receive special KQO rates.***



*Featured Speaker for Fall 2015—*

## Amy Bradley appliqué workshop

One would not recognize the metal building behind my house as a quilt design studio, business office and warehouse. I feel so blessed to be working with my two children, and in my own back yard. My oldest daughter, Ashley, works with me full-time. My youngest, Adam, worked part-time while attending the University of Kansas. My mother, Dorothy, is also a wonderful help with sewing and designing. She has been to every quilt market with me. My husband, John is a veterinarian in Lawrence, Kansas.

We live in the country and raise Hereford cattle. I have lived my entire life in Kansas. I was born in Medicine Lodge, where my parents still reside. I graduated from Kansas State University with a degree in fine arts/graphic design. I started quilting in the 80s. My inspiration for my first quilt design, Dazzling Dogs, was to create a gift for John's veterinary clinic. I started my business with that quilt and it has only hung in the clinic for about one week in the past four years.

When I told my husband about my plan to turn Dazzling Dogs into quilt patterns, his now famous line was, "Do people buy those?" Now his new famous line is, "When can I retire?" I am always looking for my next comical character, such as Quilt Diva, Super Quilter, Seasoned Quilter and Bountiful Beauties. I know quilters have just as much fun making my patterns as I have designing them, I've seen the photos!

### *Amy Bradley's Appliqué Workshop*

Choose any fusible appliqué pattern and learn Amy Bradley's fusible appliqué tips! She will give an introduction about herself. She will hand out a tip sheet for buttonhole stitching and a practice block. Then she will give a short demonstration of a block and a demonstration of machine buttonhole-stitching. Amy will personally help each participant work on their fusible appliqué blocks.

**Please Note: This is a technique class.**

**Bring your own pattern.**

**The quilt pictured is one of  
Amy Bradley's designs.**




### *Supplies—*

- Appliqué pattern of your choice
- Fabric and materials listed on the pattern (I prefer Lite Steam-a-Seam, for the fusible web, on the roll, not in the little packages)
- Appliqué pressing sheet
- Large scissors
- Small sharp pointy scissors
- Sharp mechanical pencil
- Sewing machine (optional)
- 1/2 yard of white muslin (for backing light fabrics)

### *Fabric—*

- Refer to the fabric requirements for the pattern of your choice



# DeAnn Boggs

## *Twister Christmas Tree Quilt—*

My name is DeAnn Boggs. I live in Topeka with my husband and a spoiled corgi named Baylee. Let me take you on the journey of my quilting experience.

I started sewing in 1958 when I took a clothing class in Jr. High. I then continued sewing through High School making many of my own clothes. After getting married and having two children I continued sewing for them and moved on into sewing for others as a means of adding income for our family. From there I got into making bridesmaid and flower girl dresses and eventually made several wedding gowns.

In 1983 I went back to work full time and didn't do much sewing until my two grandchildren were born in 1994 and 1996. I made each of them a quilt and that was the start of my quilting. I didn't do any other quilting until 2003, when I started a block of the month quilt from Overbrook with a neighbor. That block used Thangles, which wasn't a good experience and I quit. Later that year I joined a sewing group that met once per month and made Quilts of Valor and items for the Apple Festival Boutique.

At that same time my husband expressed an interest in learning to sew. He wanted to learn to do automotive upholstery. I gave him fabric, showed him how to use a rotary cutter and the basics of making a Quilt of Valor. Needless to say, he was hooked. He is also now a quilter. We now spend many evenings in our quilt studio quilting together.

In June 2004, I decided to try another block of the month from Holton. That quilt was finished in August 2005, and resides on my spare bed. I continued to learn new techniques and have made several full size quilts and wall hangings for all holidays for all the rooms in my home. At anyone time there are always nine wall hangings being displayed. I then decided I needed table runners and table toppers to go with these hangings.

In December 2010, I retired as an insurance agent and joined Country Quilters day guild. During the last five years I have continued to push myself to learn more new techniques and in doing so I have been asked to teach several projects at Ward-Meade and have been happy to do so. I also have taught a class out of my home on the little twister pattern. In the process of doing this I also became a mentor for one who wanted help with projects. I spent many evenings helping with these projects and in turn learned that if one way of explaining something didn't work to find another way to explain it and make it understandable.

This past January, I took on the responsibility of being secretary for my guild for two years. That brings us up to today. I hope you enjoyed reading about my journey as much as I have enjoyed living it. Happy quilting.



### *Supplies—*

#### *Bring to Class:*

- Sewing machine and misc sewing supplies (scissors, pins, ripper)
- Rotary mat and cutter
- Acrylic rulers and squares
- Thread
- Wound bobbins
- Lil' Twister Ruler (template) 3.5x3.5 inch size. All participants need to have a Little Twister Ruler.

#### *Fabric Needed:*

- One charm pack or 33 - 5" squares mostly in greens, reds, yellows, blues and browns
- Fabric A - 1 yard for background squares and pinwheel border
- Fabric B - 1/4 yard for inner border
- Fabric C - 1/2 yard for border
- Binding - 1/3 yard
- Backing - 1.25 yards



## *Twister Christmas Tree Wall Hanging*

What's Christmas without a tree? For this tree, I put together a couple leftover Christmas charm packs. For this 32 x 38 wall hanging, we will be completing a majority of the cutting prior to class.



# Myrna Schmidt

## *Sausalito Bag—*

Myrna Schmidt is a resident of Osage City, Kansas. She is a former mathematics teacher. Myrna has been quilting since 1985 and has made over 400 quilts. She gives presentations and teaches classes to guilds. She has also taught in Severy, Hillsboro, McPherson, Overbrook and Burlingame.

### *Sausalito Bag*

This cute tote is part of A Quilter's Dream 6-Pack Bag Collection. The bag is fully lined and has two pockets inside. The handles are the ideal length to sling over your shoulder or hold in your hand without dragging on the floor. Perfect for carry-on or carry-all. Any six fat quarters will make up the entire bag.



### *Supplies—*

#### *Bring to Class—*

- Sewing machine in working order with power cord
- General supplies like seam ripper, thread, scissors, pins, etc.
- Rotary mat, rotary cutter and ruler (I use my square ruler.) Slotted rulers are very quick to cut things so if you have one bring it along.
- Fabric cut into 2 ½" strips divided by color family
- Cardboard or template plastic for bag bottom
- Coordinating thread for quilting (I usually use variegated.)
- The Sausalito Bag pattern by A Quilter's Dream

### *Fabric Needed—*

- Six coordinating fat quarters
- One package Soft and Stable
- 1.5 yards of pella fusible fleece

# Jeanne Poore

## *Help and Inspiration on previous classes—*

Jeanne is an international quilt instructor, lecturer, pattern designer, author and fabric designer for Marcus Brothers Textiles. She also judges quilt shows. She is the fourth generation of quilters in her family which now has added a fifth and sixth generation. She has lived in Overland Park, Kansas, since 1966 and was raised in Kansas City, Kansas. She is an active member of Kansas Quilters Organization as well as several other guilds. As a staff member at Prairie Point Quilt Shop in Shawnee, Kansas, since it opened in 1995, she has designed numerous block-of-the-month pattern series. She has lectured and presented workshops at guilds in Arkansas, Colorado, Illinois, Kansas, Missouri, Oklahoma, Nebraska, Texas and Nova Scotia, Canada.



Jeanne's books include "Kansas Spirit," "Santa's Parade of Nursery Rhymes," "Fan Quilt Memories" and "Star Quilts -- The Legendary Kansas City Star Quilt Patterns" -- featuring patterns redrafted by Jeanne. Her quilts have been featured in over a dozen books by other authors and in magazines.

She likes drafting and making old fashioned traditional patterns using lots of fabric—the more the better. Although she would like to be able to hand quilt all her projects, there are not enough years left in her lifetime to attain that goal. But best of all she really enjoys sharing her quilts and instructing quilting.

6 | Kansas Quilters Organization

### *Supplies—*

#### *Bring to Class—*

- Sewing machine in working order with power cord
- General supplies like seam ripper, thread, scissors, pins, etc.
- Rotary mat, rotary cutter and ruler (I use my square ruler.) Slotted rulers are very quick to cut things so if you have one bring it along.
- Pattern and fabric from previously taught Jeanne Poore classes



# Jean McDonald

## *Cotton Rainbow Quilt—*

My quilting career has gone from coast to coast as my family transferred with the military. I learned basic piecing from Eleanor Burns and then expanded my repertoire with local classes in California, Maryland and now in Kansas. I have been teaching piecing classes since 1992 and currently have a group of 45 that does a block of the month through my studio each year. I love to see all of the many quilt patterns that come through my studio as I quilt them on my longarm machines. I have been longarm quilting for 12 years and have done over 2800 in the past six years. I love to find an easier way to complete any quilt related endeavor from cutting multiple layers to breaking down a pattern to simplify it.

### *Cotton Rainbow Quilt*

The cotton rainbow quilt is a quick and easy quilt that is based on the log cabin quilt. A lap quilt can be constructed in a day. The most challenging aspect of the quilt is choosing the fabric. It is made with 2 ½" strips in six color ways. It is a great way to use a little more of your stash.

The pattern Cotton Rainbow by Georgette Dell'Orco is \$8 and needs to be paid a week prior to the class so that I can order the correct number of patterns. I would need contact info so that I can let the students know how much fabric to acquire from their stash or a store.



### *Supplies—*

#### *Bring to Class—*

- Sewing machine in working order with power cord
- General supplies like seam ripper, thread, scissors etc.
- Rotary mat, rotary cutter, and 24" ruler
- Fabric cut into 2 ½" strips divided by color family

### *Fabric Needed—*

- This will depend on the size of the quilt you are making. A throw is 30 different fabrics light to dark in six different colors. (Example: Blues, five different fabrics light to dark. Reds, five different fabrics light to dark. etc.) You will only need six inches by WOF of each fabric or you may use fat quarters.

## Future KQO Meetings

January 23, 2016	Board Meeting	Salina
June 3-4, 2016	Spring Meeting	Dodge City
	Featuring Jodi Barrows	
July 2016	Golden Oldies	Salina
October 7-9, 2016	Fall Meeting	Parsons
	Featuring Kelly Ashton	
	Fellowship Meeting	
January 2017	Board Meeting	TBD
June 2-3, 2017	Spring Meeting	Manhattan
	Featuring Debbie Maddy	
July 2017	Golden Oldies	TBD
October 20-21, 2017	Fall Meeting	TBD
	Featuring Bonnie Hunter	



When setting up your machine to quilt, spread a plastic tablecloth on the work surface so that the quilt will easily slide along as you sew. After all, you know how hard those things are to keep on the picnic table!

# Election of Board Members

Prospective Board Members

Linda Lockey, Diane Okeson, Jillann Mahoney-Dawdy,  
Bernice Bounds and Rosemary Cantrell

## Diane Okeson

Diane has been married 41 years to husband Dave. Dave is a retired high school science teacher. They have two children, Kendall and wife Amanda and granddaughter Anna; and Kimberly and husband Riccardo and grandson Matteo. Diane is retired. They have enjoyed hiking, backpacking, and camping for many years. Diane and Dave are active in their church and various organizations. Diane is presently the treasurer of her LWML and has written monthly parish nurse articles for over eight years. She has served as the president, past president, and written monthly tip articles for the guild newsletter for over eight years.

Diane taught and worked in the field of nursing for over 35 years. Students always commented on her ability to explain difficult skills in understandable and simplistic terms and demonstration. She brings that same enthusiastic love of teaching to her quilt making and quilt teaching. She began "sampling" quilting about 20 years ago but has become an accomplished quilter in the last few years. She enjoys reading and studying about tips, techniques, patterns and the history of quilt making, as well as making quilts, usually for family and friends or for special occasions. She likes to try new techniques, color variations, and adapt patterns or designs with the addition of her own personal touches. She loves to travel and tries to stop at new stores along the way. She finds it fascinating how each shop has its own personality. She enjoys visiting with fellow quilters and learning about people and their quilting stories. The memories and stories attached to quilts are what make them each such a treasure.

Her two most popular trunk shows are one entitled "Piecing Memories" where she shows some quilts over 70 years old and tells the family stories behind them. She also shows her quilts and shares her story of her quilting history. The second most popular trunk show is entitled "Christmas Traditions and Memories". During this show the audience views her many Christmas Quilts and other family Christmas articles and hears the family story of their Christmas traditions.

She has earned ribbons on her quilts and has taught multiple classes on a variety of topics such as piecing, appliqué, Hawaiian Applique, stained glass quilts, mariners compass, beginners classes and a variety of quick projects. She has several original designs and teaches the process for making your own pattern. During her workshops and classes, she enjoys sharing tips she has learned that you don't always find in print anywhere.

## Muñoz Memo

(continued from page 1)

if the number of Door Prizes is a bit high they may be bundled to cut down on the number and give away time if necessary. I have a feeling that this will not occur as it didn't in Hutchinson. Please hand in your Door Prize on Saturday morning to the Door Prize table. The Board Member in charge of Door Prizes will be there to collect them. Thank you ahead of time.

As you read the schedule of future meetings you will notice that the Parsons and Dodge City meeting sites have been switched. The date for the Parsons meeting has been changed also. Venue and a timing problem occurred and the Board discussed and agreed to the changes. The Dodge meeting is already coming together well.

The Board would like suggestions from the membership on National and Local Teachers for upcoming meetings. Their credentials need to be presented to the Board for discussion and voting. We're also looking for locations that fit KQO's plan of a meeting somewhere toward the center of the state and a meeting in the "outer edges" of the state so members are able to attend a meeting in their area. Any ideas?

Have I left something out? I hope not. If I did let me know and I can bring it up at the Business part of the meeting.

So now on to Topeka!! Be sure to make your reservations now. The sooner the better.

See you there for a great, fun time.

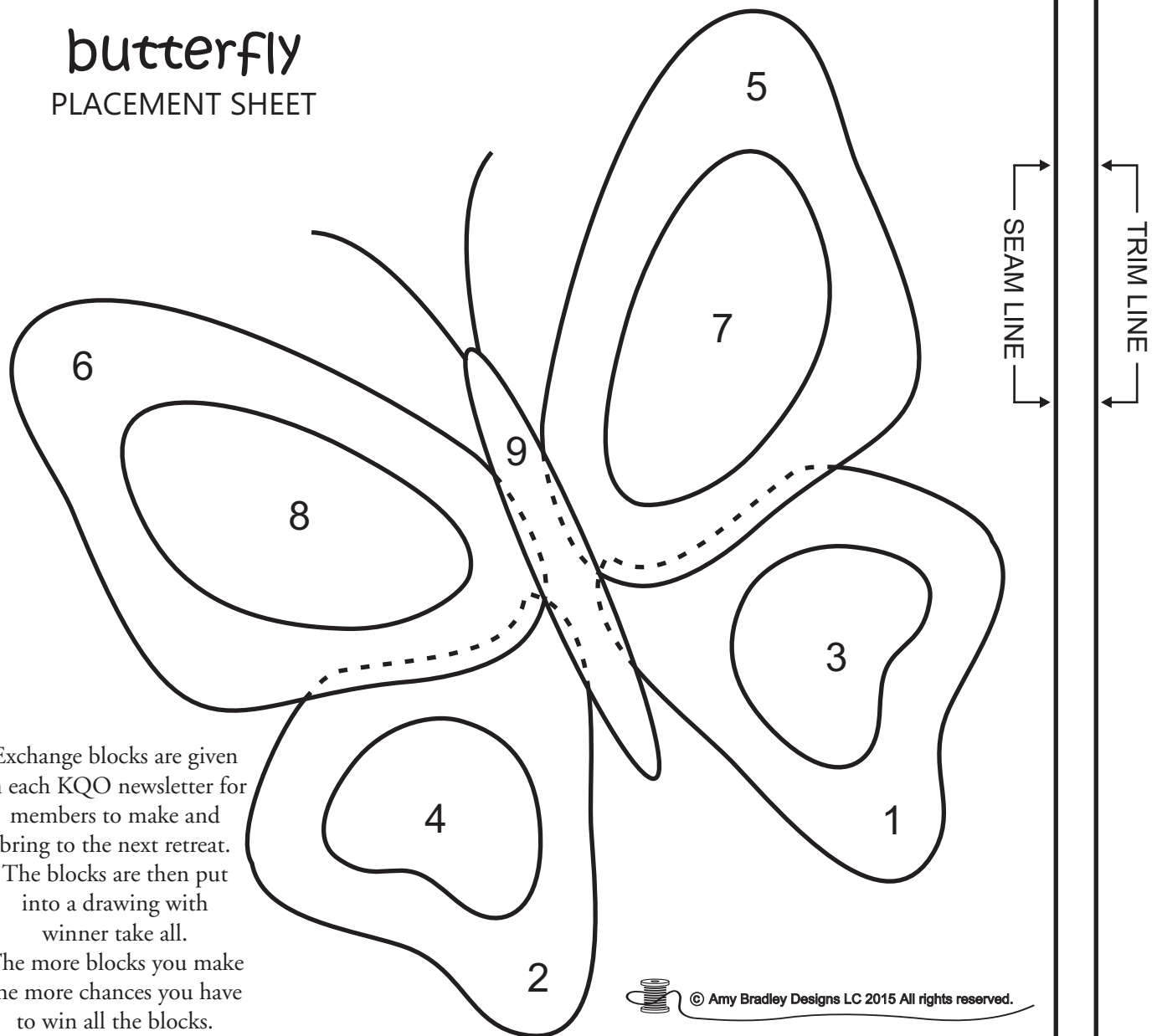
Munoz





## KQO Fall Exchange Block for you—

### butterfly PLACEMENT SHEET



Exchange blocks are given in each KQO newsletter for members to make and bring to the next retreat. The blocks are then put into a drawing with winner take all. The more blocks you make the more chances you have to win all the blocks.

© Amy Bradley Designs LC 2015 All rights reserved.

### Butterfly Instructions:

#### 1. Trace Pieces on Fusible Web

Use a pencil to trace pattern pieces onto fusible web leaving approximately 1/4" between pieces.

#### 2. Cut Fusible Web Pieces

**Do not cut on the pencil line.** Use scissors to cut fusible web 1/8" or more from the **outside** of the pencil line when cutting out individual pattern pieces. When you have a group of pieces to go on one fabric, cut around the entire group leaving at least 1/8" on the outside.

#### 3. Press Fusible Web Pieces to Fabric

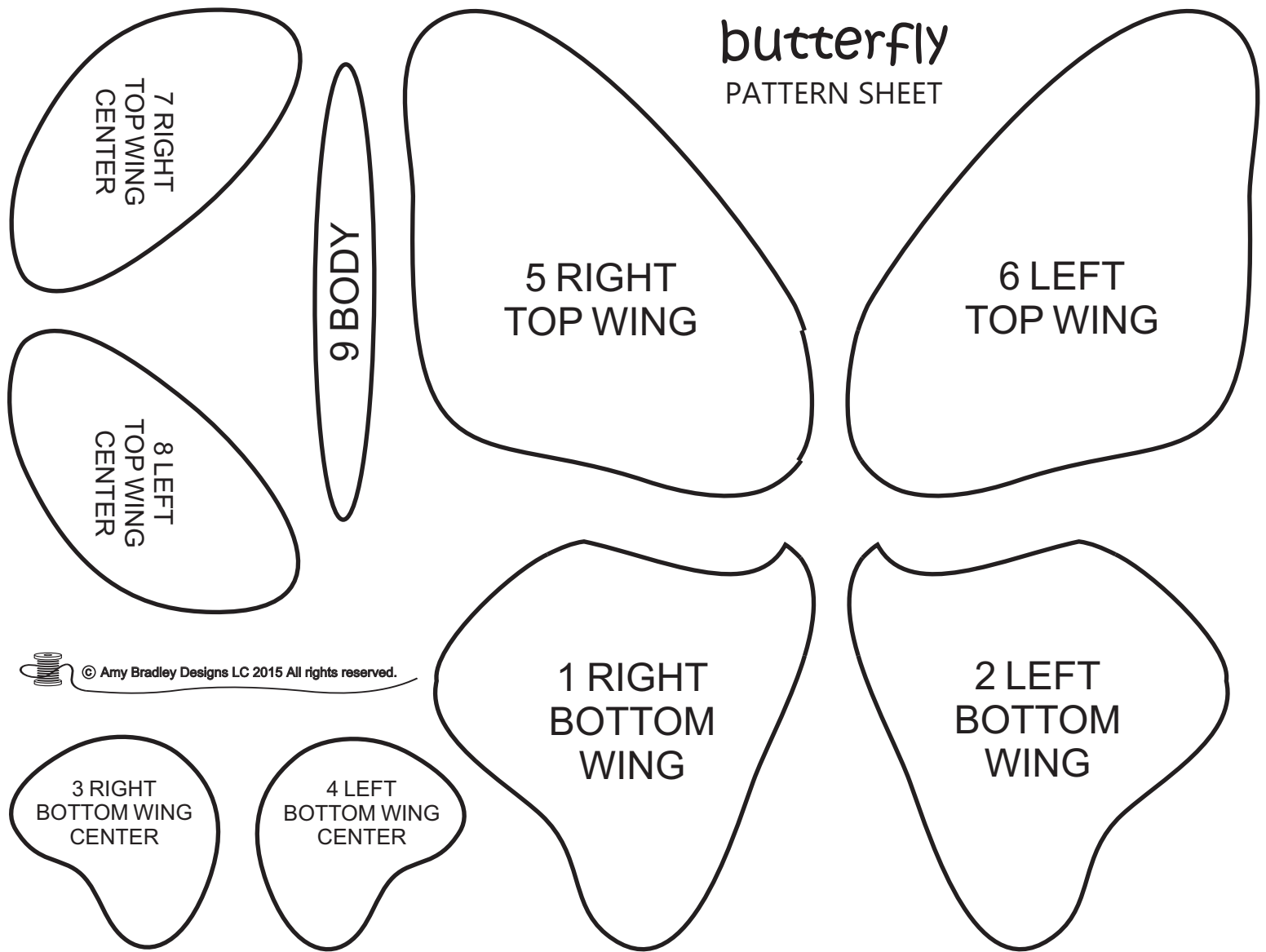
Peel paper backing and place the fusible web pattern piece or entire group of pattern pieces on the back of the chosen fabric. Press according to the fusible web instructions. Let cool.

#### 4. Cut Pieces on the Pencil Line

Use scissors to cut pieces out on the pencil line.

#### 5. Cut Background

Background is oversized to allow for a neat final trim after stitching.  
Cut a 7 3/4" x 7 3/4" background.



## 6. Place Pattern Pieces on Background

On a light table, center the background fabric for the block right side up over a block placement sheet. There should be fabric outside the trim line on all four sides. Remove paper backing from fusible web and place pattern pieces in numerical order on background using placement sheet as a guide. Trace butterfly antenna's lightly with a pencil on the fabric background. Use placement sheet as a support tray to transfer background fabric to the ironing board. Carefully slide placement sheet out and press following fusible web instructions.

Let cool.

## 7. Buttonhole Stitch Around Pattern Pieces

Buttonhole stitch around all piece edges. Amy buttonhole stitched using Mettler™ embroidery thread with matching all-purpose thread in the bobbin. You can use all-purpose thread for everything also.

## 8. Add Stabilizer

Stabilizer pieces prevent the fabric from gathering when the antennae are stitched directly on the fabric background. Cut a piece of Sulky® Iron-on Tear-Away Stabilizer that is large enough to cover the antennae. Place stabilizer piece on wrong side of fabric covering the antennae area. Transport to ironing board and fuse stabilizer.

## 9. Stitch Detail Lines

**Double straight-stitch** the antennae. To double straight-stitch, stitch over a line, then pivot and stitch back using the same holes.

## 10. Trim Background

Press stitched block on wrong side of fabric. Place stitched block over placement sheet and mark trim line on all four corners **lightly** with a mechanical or white pencil. Place on cutting mat, double check measurements. The block final trim should be 7 1/4" x 7 1/4". Square and trim using a rotary cutter and a ruler.

# Spring Meeting held in Hutchinson

President Tony Munoz called the KQO general meeting to order at 9:15 a.m., June 6, 2015, at the Atrium Hotel in Hutchinson, Kansas. He welcomed everyone to Hutchinson, and introduced Joyce Hicks, vice-president in charge of this meeting. Joyce expressed thanks to the hotel for their assistance with our meeting and making our stay pleasant. She thanked everyone who helped with the meeting, and asked all present to fill out the surveys and turn them in, as these help in planning for our future meetings.

Tony thanked Nancy Swanwick for preparing our nametags, and Penny Helderman for making arrangements for today's speaker. He also thanked all the KQO Board members, the teachers, vendors and those who contributed things for our goody bags.

Kelly Ashton gave members an update on Board member Penny Helderman, who was not able to be here as she recently had surgery for Stage 2 colon cancer. Since Penny's lymph nodes look clean, she may not need any further treatment. She is at home now, and get well cards for her were circulated in the classrooms yesterday. Because of her illness, Penny has asked to step down as program chair.

Tony recognized Cindy Vierthaler for preparing our newsletter. He reminded those who submit information for the newsletter to please send it to Christina Bloom, as she is our liaison with Cindy.

At our next meeting, we will distribute promotional bookmarks advertising KQO and how to become a member. Tony thanked Jeanne Poore for letting us use a picture of her "Morning Star" quilt on the bookmarks.

Thanks were expressed to Nancy Swanwick, who brought some quilt

tops to Golden Oldies; and to Joan Butts who got them quilted and finished, mostly as Quilts of Valor. One wasn't appropriate for a Quilt of Valor so Joan gave it to the Emporia quilt guild who used it as an opportunity quilt. They then donated \$351.55 to KQO as a share of their proceeds. Appreciation was expressed to the Emporia guild.

Minutes of the Fall 2014 general meeting were printed in the newsletter. Mary Pacey moved to approve the minutes, and the motion was seconded and carried.

Treasurer's Report: Mary Pacey thanked everyone who opted for email notification of classes; this was less expensive and also was easier for her, plus those getting the emails got their class assignments earlier. She asked whether we want her to offer the email option again, and the consensus was affirmative. Mary also described the procedure she uses in making the class assignments, based on how her predecessor did it. She takes the first two days of the postmarked envelopes and does a drawing from those. Since some envelopes contained registrations for two people, that complicated her process because she's only drawing for one spot in a class at a time. She asked that in the future, please only include one registration per envelope. She reminded us to be sure to add [kqonews@gmail.com](mailto:kqonews@gmail.com) to our computer's address book, so her emails will go through okay. If there are any corrections to the membership list, please let Mary know; she will send out a corrected list later this summer. Current account balances include \$17,367.85 in our checking account, and \$6,652.68 in the CD for a total of \$24,020.53. Expenses for this meeting still need to be paid. Raylene West moved we accept the

treasurer's report as presented. Motion was seconded and carried.

The Early Bird drawing was held and Jillann Mahoney-Dawdy was the winner of \$40 towards her registration for a future KQO meeting, to be used within one year. Those eligible for this drawing were members who had submitted their registration for this meeting by the deadline.

Old Business: Tony announced a change in future meeting dates and places. The June 2016 meeting will be in Dodge City instead of Parsons, and the October 2016 meeting will be in Parsons instead of Dodge City. Kelly Ashton will be our featured teacher in Parsons, and will also be conducting the Fellowship there. The featured teacher for Dodge City might be Jodi Barrows if she is willing to switch locations. In the Fall of 2018 we plan to change the date of our Fall meeting to the last weekend in September, in an attempt to avoid conflicts with quilt markets. We can't change the dates for years prior to 2018 because contracts have already been signed.

Tony introduced Judy Bean, who invited us to our next meeting in Topeka, October 16-17. We will meet at the Fairlawn Nazarene Church which is located at 8th & Fairlawn. There is plenty of parking at the church, and the building is all on one level. Judy encouraged us to arrive early and visit our refurbished state capital which we all paid for. She also mentioned the Ward Meade Park and the Kansas State Historical Museum as attractions of interest. A block of rooms at the Topeka Ramada Inn has been reserved. The KQO rate is \$79 plus tax, and includes a buffet breakfast. The Ramada's phone number is 785-272-8040. Judy showed samples of proj-

**(continued on page 12)**



# Spring Meeting minutes, con't.

(continued from page 11)

ects for the classes that will be offered which include:

- Technique class in appliqué using a choice of appliqué patterns, with featured speaker Amy Bradley

- Cotton Rainbow quilt, with Jean McDonald as instructor

- Purse made from 6 fat quarters, Myrna Schmidt, instructor

- Twister Christmas Tree quilt, Deanna Boggs, instructor

- Assistance with any quilt started in one of Jeanne Poore's previous classes.

Tony thanked Judy and her committee for their hard work in organizing everything in Topeka.

Since Penny is stepping down as Program Chair, and unless someone volunteers to do that, Tony will take it on. He noted that we still need locations for two future meetings: June 2017 featuring Debbie Maddy, and October 2017 featuring Bonnie Hunter. He asked for suggestions for meeting places and also for teachers. Please write those on your survey forms. There will not be a UFO room in Topeka. Tony said he was the one who started the UFO room several years ago when he didn't want to do a workshop, and its popularity has grown. However, now there is concern because we spend a lot of money getting teachers, and then the UFO room is full. We are now being encouraged to support our teachers and learn new techniques, and that's why we're dropping the UFO room for the Topeka meeting.

Golden Oldies: Jeannine Bryan explained that Golden Oldies is a retreat for past and present Board members, and will be held July 24-26 at the Webster Conference Center in Salina. This year, the exchange block is a split nine-patch pattern proved by Sue Roy, and the autograph blocks will be a spools

pattern selected by Jeanne Poore. Golden Oldies dues are \$10 a year.

Door prizes: The procedure was changed for this meeting so we don't have truckloads of door prizes to give away this time. The door prizes were brought by members with last names beginning with C, F, J, K, M, N, O, Q, T, W, X, Y and Z. Tony reminded members whose last names start with the remaining letters of the alphabet to bring door prizes next time.

Block drawing: Elaine Boese conducted the drawing. A total of six blocks were turned in, and Jillann Mahoney-Dawdy was the winner.

New Business: Tony welcomed all the new members who were attending KQO for the first time. He also recognized the charter members. KQO was organized in 1984 with an initial meeting at Rock Springs Ranch.

We need to replace Connie Lutz who has resigned as a Board member. There are two years left on her term. Also Kelly Ashton is resigning in August and has an uncompleted term. It was noted that three Board members whose three-year terms are expiring will also need to be replaced. Tony noted that if you're unhappy with some of our recent changes and would like to be more involved, please consider running for the Board. Sue Roy is the head of the Nominating Committee; please let her know if you're interested or if you'd like to suggest someone.

The KQO website is being revamped and updated. Any information that needs to be posted on the website should be sent to Christina Bloom who will pass it on to our webmaster, Rick Hutchison.

The By-Laws Committee has been working on clarifying some policies and procedures. Tony thanked Kelly Ashton and her Committee for working on this.

The meeting adjourned at 10:05 for a break before our featured speaker. During break, Tony encouraged everyone to buy tickets for the opportunity quilts on display.

The meeting reconvened at 10:30. Tony noted that he had received suggestions about the need for handwork classes and some interest in a wool appliqué class.

Kelly Ashton introduced Tammy Carlson from Bison, who is the owner of Happy Hollow Designs. Tammy gave a lecture about the History of Happy Hollow before lunch.

We reconvened after lunch, and Tony announced that he has appointed Grace Evans and Jennifer Stevens to fill the Board vacancies behind Connie Lutz and Kelly Ashton.

The door prize drawing was held. Those who brought door prizes were thanked.

Show and Tell was held. After Tammy Carlson's lecture and trunk show, the meeting ended at 2:45 p.m.

Secretary, Kathy Triplett

---

## Treasurer's Report

As of August 1, 2015, the balance in the checking account is \$11,752.77 and the balance of the CD is \$6,653.50. The total of the two is \$18,406.27.

The income generated for the Spring Meeting was \$6,805.00 and expenses were \$6,709.32.

Membership for this year so far—59 have either renewed or are new members. Our membership is now at 201.

Submitted by Mary Pacey, Treasurer

# KQO 2015 Fall Meeting Registration Form

October 16 & 17, 2015 \* Ramada Inn \* 605 SW Fairlawn, Topeka, KS

Fairlawn Church of the Nazarene \* 730 SW Fairlawn, Topeka, KS

This form must not be postmarked prior to September 4, 2015. Final registration deadline is September 18, 2015. Early-bird registration closes on September 11, 2015. LATE FEE of an additional \$10 will be added after September 18, 2015.

All fees are non-refundable. If you are not able to attend, you may transfer your registration to another member, however it is your responsibility to find your replacement and to collect your fee from them. Hotel reservations are made by the individual. Call (785) 272-8040 to reserve your room-mention Kansas Quilters Organization.

**Mail Registration Form and Check to:** Mary Pacey, 1952 E. Sleepy Hollow Dr., Olathe, KS 66062. Choose how you want to receive your confirmation information : **ONLY 1 REGISTRATION PER ENVELOPE!**

\_\_\_\_\_ Email the information to \_\_\_\_\_ (Do not send in a SASE with registration)

\_\_\_\_\_ Mail the information to the address below. (Self-Addressed Stamped Envelope must be included with this form)

Name \_\_\_\_\_

Address \_\_\_\_\_

City/St/Zip \_\_\_\_\_

Phone \_\_\_\_\_

Email \_\_\_\_\_

Please indicate any special accessibility &/or dietary needs:

## **WORKSHOPS – held at church**

Workshops are held Friday, October 16 from 9 a.m. to 4 p.m. Please note your 1<sup>st</sup>, 2<sup>nd</sup>, and 3<sup>rd</sup> workshop choice as classes are filled on first come first served basis.

\_\_\_\_\_ Amy Bradley –Applique technique class

\_\_\_\_\_ Jean McDonald – Cotton Rainbow quilt

\_\_\_\_\_ Myrna Schmidt – Fat Quarter Purse

\_\_\_\_\_ DeAnn Boggs – Twister Christmas Tree quilt

\_\_\_\_\_ Jeanne Poore- Help on previous quilt class from Jeanne—List quilt pattern used below:

## **KQO Dues**

Membership must be current to attend meetings.

\_\_\_\_\_ One Year @ \$20 = \$ \_\_\_\_\_

\_\_\_\_\_ Three Years @ \$50 = \$ \_\_\_\_\_

## **MEETING REGISTRATION FEE**

**held at church**

### **Full Registration with class:**

Includes KQO Gift bag, Friday full-day workshop and lunch; Saturday general meeting, lunch, lectures by Amy Bradley and show and tell.

\_\_\_\_\_ @ \$90 = \$ \_\_\_\_\_

### **Saturday Only Registration:**

Includes KQO gift bag, general meeting, Saturday lunch, lectures by Amy Bradley and show and tell.

\_\_\_\_\_ @ \$45 = \$ \_\_\_\_\_

### **Friday-A Night of Music & Quilts**

**(held at church)**

\_\_\_\_\_ @ \$5 = \$ \_\_\_\_\_

### **Late Fee (if applicable) \$10.00**

**\$ \_\_\_\_\_  
(Registration after Sept. 18, 2015)**

**TOTAL OF FEES: \$ \_\_\_\_\_**

**Please note: You may not sign up and attend Friday without paying for a full registration.**

